

**COMMISSION IMPLEMENTING REGULATION (EU) 2019/2240**  
**of 16 December 2019**

**specifying the technical items of the data set, establishing the technical formats for transmission of information and specifying the detailed arrangements and content of the quality reports on the organisation of a sample survey in the labour force domain in accordance with Regulation (EU) 2019/1700 of the European Parliament and of the Council**

(Text with EEA relevance)

THE EUROPEAN COMMISSION,

Having regard to the Treaty on the Functioning of the European Union,

Having regard to Regulation (EU) 2019/1700 of the European Parliament and of the Council of 10 October 2019 establishing a common framework for European statistics relating to persons and households, based on data at individual level collected from samples, amending Regulations (EC) No 808/2004, (EC) No 452/2008 and (EC) No 1338/2008 of the European Parliament and of the Council, and repealing Regulation (EC) No 1177/2003 of the European Parliament and of the Council and Council Regulation (EC) No 577/98 <sup>(1)</sup>, and in particular Articles 7(1), 8(3) and 13(6) thereof,

Whereas:

- (1) In order to ensure the accurate implementation of the sample survey in the labour force domain, the Commission should specify the technical items of the data set, the technical formats for transmission of information and the detailed arrangements and content of the quality reports.
- (2) The Member States and the Union institutions should use statistical classifications for the territorial units, education, occupation and economic sector that are compatible with the NUTS <sup>(2)</sup>, ISCED <sup>(3)</sup>, ISCO <sup>(4)</sup> and NACE <sup>(5)</sup> classifications.
- (3) The measures provided for in this Regulation are in accordance with the opinion of the European Statistical System Committee,

HAS ADOPTED THIS REGULATION:

*Article 1*

**Subject matter**

This Regulation specifies the technical items of the data set, the technical formats for the transmission of information from Member States to the Commission (Eurostat) and the detailed arrangements for transmission and the content of the quality reports in the labour force domain.

*Article 2*

**Definitions**

For the purposes of this Regulation, the following definitions apply:

- (1) 'main variable' means a variable with a quarterly periodicity;

<sup>(1)</sup> OJ L 261 I, 14.10.2019, p. 1.

<sup>(2)</sup> Regulation (EC) No 1059/2003 of the European Parliament and of the Council of 26 May 2003 on the establishment of a common classification of territorial units for statistics (NUTS) (OJ L 154, 21.6.2003, p. 1).

<sup>(3)</sup> International Standard Classification of Education 2011, <http://uis.unesco.org/sites/default/files/documents/international-standard-classification-of-education-isced-2011-en.pdf> (available in English and French).

<sup>(4)</sup> Commission Recommendation of 29 October 2009 on the use of the International Standard Classification of Occupations (ISCO-08) (OJ L 292, 10.11.2009, p. 31).

<sup>(5)</sup> Regulation (EC) No 1893/2006 of the European Parliament and of the Council of 20 December 2006 establishing the statistical classification of economic activities NACE Revision 2 and amending Council Regulation (EEC) No 3037/90 as well as certain EC Regulations on specific statistical domains (OJ L 393, 30.12.2006, p. 1).

- (2) 'structural variable' means an annual, biennial, eight-yearly variable or a variable collected on an ad hoc subject;
- (3) 'minimum set of variables' means the variables to be collected for all household members to allow analyses both at household level and at individual level broken down by specific household characteristics;
- (4) 'sample rotation scheme' means the split of the total sample into sub-samples of observation units similar in size and design, used to specify the number of times and the exact reference quarters of the year for which an observation unit shall provide information in the survey;
- (5) 'wave' means the sub-sample of observation units due to be interviewed for the same nth time according to the sample rotation scheme in a reference quarter;
- (6) 'uniform sample distribution of the annual sample' with regards to all the reference quarters of the year means that each quarterly sample is the total annual sample divided by four;
- (7) 'uniform sample distribution of the quarterly sample' with regards to all the reference weeks of the quarter means that each weekly sample is the total quarterly sample divided by the number of the weeks of the quarter; the acceptable variation as specified in Article 6(2) and (3) applies to both distribution;
- (8) 'sample of independent observations' means a sample where each observation unit occurs only once according to the sample design;
- (9) 'reliability limits' mean estimated sizes of population groups below which figures have to be suppressed or published with warning;
- (10) 'employed persons' comprise persons aged 15 to 89 (in completed years at the end of the reference week) who, during the reference week, were in one of the following categories:
  - (a) persons who during the reference week worked for at least 1 hour for pay or profit, including contributing family workers <sup>(6)</sup>;
  - (b) persons with a job or business who were temporarily not at work during the reference week but had an attachment to their job, where the following groups have a job attachment:
    - persons not at work due to holidays, working time arrangements, sick leave, maternity or paternity leave;
    - persons in job-related training;
    - persons on parental leave, either receiving and/or being entitled to job-related income or benefits, or whose parental leave is expected to be 3 months or less;
    - seasonal workers during the off-season, where they continue to regularly perform tasks and duties for the job or business, excluding fulfilment of legal or administrative obligations;
    - persons temporarily not at work for other reasons where the expected duration of the absence is 3 months or less;
  - (c) persons that produce agricultural goods whose main part is intended for sale or barter.Persons in own-use production work, voluntary workers, unpaid trainees and individuals involved in other forms of work <sup>(6)</sup> are not included in employment on the basis of those activities;
- (11) 'unemployed persons' comprise persons aged 15 to 74 (in completed years at the end of the reference week) who were:
  - (a) during the reference week not employed according to the definition of employment described in paragraph 10; and
  - (b) currently available for work, i.e. were available for paid employment or self-employment before the end of the 2 weeks following the reference week; and
  - (c) actively seeking work, i.e. had either carried out activities in the four-week period ending with the reference week to seek paid employment or self-employment or found a job to start within a period of at most 3 months from the end of the reference week.

<sup>(6)</sup> Contributing family workers, persons in own-use production work, voluntary workers, unpaid trainees and individuals involved in other forms of work are defined in the 19th International Conference of Labour Statisticians (ICLS) Resolution concerning statistics of work, employment and labour underutilisation, adopted on 11 October 2013.

For the purposes of identifying active job search, such activities are:

- studying job advertisements;
- placing or answering job advertisements;
- placing or updating CVs online;
- contacting employers directly;
- asking friends, relatives or acquaintances;
- contacting a public employment service;
- contacting a private employment agency;
- taking a test, interview or examination as part of a recruitment process; and
- making preparations to set up a business.

Seasonal workers not at work during the reference week (off-season) but who expect to return to their seasonal job are to be considered as having 'found a job';

- (12) 'persons outside the labour force' comprise persons who were in one of the following categories:
- (a) aged below 15 (in completed years at the end of the reference week);
  - (b) aged above 89 (in completed years at the end of the reference week); or
  - (c) aged 15 to 89 (in completed years at the end of the reference week) and neither employed nor unemployed during the reference week according to the definitions of employment and unemployment described in paragraphs 10 and 11.

#### *Article 3*

### **Description of variables**

1. The description and technical format of the quarterly, annual, biennial variables and the eight-yearly variables on the detailed topic 'labour market situation of migrants and their immediate descendants' and the coding to be used for the data transmission and the variables to be included in the minimum set of variables are set out in Annex I of this Regulation.
2. The number of eight-yearly variables to be collected in a given year shall not exceed 11, except in the case of:
  - (a) the detailed topic on 'work organisation and working time arrangements', for which the number of variables shall not exceed 10 in a given year; and
  - (b) the detailed topics on 'young people on the labour market' and on 'educational attainment — details, including education interrupted or abandoned', for which the combined number of eight-yearly variables shall not exceed seven in a given year.
3. The number of structural variables to be collected on an ad hoc subject every 4 years shall not exceed 11 in a given year.

#### *Article 4*

### **Statistical populations, observation units and rules for respondents**

1. The target population for the labour force domain shall be all persons usually residing in private households in the territory of the Member State.
2. The data collection for the labour force domain shall be carried out for a sample of private households or a sample of persons belonging to private households as observation units.
3. Information shall be provided for:
  - (a) every person of whatever age on the topics 'technical items' and 'person and household characteristics';
  - (b) every person aged 15 to 74 on the 'participation in education and training' topic;
  - (c) every person aged 15 to 89 for quarterly, annual and biennial variables on all other topics;

- (d) every person aged 15 to 74 for the eight-yearly variables of the detailed topics on 'labour market situation of migrants and their immediate descendants' and 'accidents at work and other work-related health problems';
- (e) every person aged 50 to 74 for the eight-yearly variables of the detailed topic on 'pensions and labour market participation';
- (f) every person aged 15 to 34 for the eight-yearly variables of the detailed topics on 'young people on the labour market' and 'educational attainment — details, including education interrupted or abandoned';
- (g) every person aged 18 to 74 for the eight-yearly variables of the detailed topic on 'reconciliation of work and family life';
- (h) every employed person aged 15 to 74 for the eight-yearly variables of the detailed topic on 'work organisation and working time arrangements'.

All age groups include the limit ages specified therein.

- 4. Proxy interviews are allowed but their number shall be as limited as possible.

#### *Article 5*

#### **Reference periods and reference dates**

- 1. The information collected for the labour force domain shall generally relate to the situation during the course of a single week, running from Monday to Sunday, which constitutes the reference week.
- 2. The age of a person shall be the age in completed years at the end of the reference week.
- 3. Reference quarters shall be as follows:
  - (a) quarters of each year refer to the 12 months of the year divided by four so that January, February and March belong to the first quarter, April, May and June to the second quarter, July, August and September to the third quarter and October, November and December to the fourth quarter;
  - (b) the reference weeks are allocated to the reference quarters so that a week belongs to the quarter as defined in point (a) to which at least four days of that week belong (called 'Thursday rule'), unless this results in the first quarter of the year consisting of only 12 weeks. In that case, the quarters of the year in question will be formed by consecutive blocks of 13 weeks;
  - (c) where, in accordance with point (b), a quarter consists of 14 weeks instead of 13 weeks Member States should attempt to spread the sample over all 14 weeks; that includes the option to divide the sample usually assigned to one week over 2 weeks;
  - (d) if it is not feasible to spread the sample to cover all 14 weeks of the quarter, the Member State concerned may skip one week of that quarter by not covering it;
  - (e) the weeks with a divided sample and the week to be skipped should be typical with regard to unemployment, employment and average actual hours worked and should be part of a month containing five Thursdays;
  - (f) the first quarter of 2021 shall begin on Monday, 4 January 2021.
- 4. A reference year shall be the combination of the four reference quarters of that year.

#### *Article 6*

#### **Detailed sample characteristics**

- 1. The data collection shall refer to one reference week for each observation unit. The reference week shall be assigned to the observation unit prior to the fieldwork.
- 2. In addition to the quarterly requirements set out in point 1 of Annex III of Regulation (EU) 2019/1700, the full national sample for the reference year shall be uniformly distributed between all the reference quarters of the year. In each reference quarter the full quarterly sample shall be uniformly distributed between all the reference weeks of the quarter, except in the case of quarters consisting of 14 weeks where the sample may first be uniformly distributed in 13 reference weeks and then further treated in accordance with one of the following:
  - (a) the sample assigned to one reference week shall be further divided over two typical reference weeks to cover all 14 weeks;

(b) one typical week shall be skipped in line with Article 5(3) of this Regulation.

3. The full sample distributions referred to in paragraph 2 and in point 1 of Annex III of Regulation (EU) 2019/1700 shall not deviate more than 10 % from the exact shares at national level, except in the case of Member States producing monthly unemployment statistics for which, for no more than 5 weeks a quarter, a 15 % difference from the exact weekly share is allowed. Those Member States are required to apply a deterministic correction to the quarterly weights assuring that in applying those weights all weeks of the quarter are equally represented. At NUTS 2 regional level, the threshold of 10 % shall be respected to the fullest extent possible.

4. Sub-samples of independent observations which refer to all weeks of the reference year shall fulfil the distributional requirements as laid down in paragraphs 2 and 3 to the fullest extent possible.

5. All distributional requirements referred to in paragraphs 2 to 4 shall be fulfilled either for the gross sample or for the net sample.

6. All main variables shall be transmitted for the full sample in every quarter.

7. All structural variables shall be transmitted for each quarter of the reference year, for at least one wave per quarter and not less than one eighth of the full quarterly sample. Specifically,

(a) all annual and all biennial structural variables, for which only annual averages are needed, shall be transmitted, alternatively:

(i) for the full sample in every quarter;

(ii) for one sub-sample of independent observations that refer to all weeks of the reference year.

The sample for biennial structural variables shall be part of the sample for annual structural variables;

(b) eight-yearly variables and variables on an ad hoc subject shall be transmitted for one sub-sample of independent observations that refer to all weeks of the reference year. That sub-sample shall be part of the sample for annual and biennial structural variables;

(c) sub-sampling as defined in points (a) and (b) shall always be applied using complete waves.

8. Member States using a sample of persons belonging to private households can transmit the information concerning the other members of those households (called 'the minimum set of variables') for a sub-sample of independent observations (called 'household sub-sample') constructed in such a way that:

(a) the household sub-sample consists of independent observations that refer to all weeks of the reference year. The resulting annual sample shall, for the persons forming part of both the sample of persons belonging to private households and the household sub-sample, fulfil the distributional requirements as laid down in paragraphs 2 and 3 to the fullest extent possible;

(b) the household sub-sample comprises at least one wave per quarter or at least 15 000 households.

9. Member States that use:

(a) a sample of persons;

(b) a household sub-sample as defined under paragraph 8; and

(c) a sub-sample for the eight-yearly detailed topics different than the household sub-sample;

shall transmit, for all members of households to which the persons selected for answering in a given year the eight-yearly detailed topic belong, and for the same reference periods, all parts of the topics 'technical items' and 'persons and household characteristics' which also form part of the minimum set of variables.

This transmission shall apply to the eight-yearly detailed topics 'labour market situation of migrants and their immediate descendants', 'pensions and labour market participation' and 'reconciliation of work and family life'.

#### Article 7

#### Data gathering periods and methods

1. The interviews collecting information for the labour force domain shall take place during the week immediately following the reference week, and no more than 5 weeks after it.

2. In duly justified cases and only to the necessary extent, the interview period may be further extended.
3. The interviews shall be conducted by computer-assisted interviewing methods, like the computer-assisted personal interviewing (CAPI), the computer-assisted telephone interviewing (CATI) and the computer-assisted web interviewing (CAWI), except in duly justified cases.

#### Article 8

### Methodology for data on employment and unemployment

1. The flowcharts on the order of questions for the detailed topics 'employment status', 'search for employment', 'willingness to work', 'availability', 'second or multiple job(s)' and 'main activity status (self-defined)' shall be as specified in Annex II of this Regulation.
2. Information on the variables WKSTAT, ABSREAS, JATTACH, SEEKWORK, ACTMETNE and AVAILBLE referred to in Annex I of this Regulation shall be obtained by interview.
3. Administrative records and any other sources and methods can be used for all other variables provided that the data obtained are of equivalent coverage and at least equivalent quality. Relevant quality dimensions include comparable and coherent definitions and concepts, correct reference periods, and timeliness of data availability.

#### Article 9

### Common standards for editing, imputation, weighting and estimation

1. Administrative or register data, results from previous interviews, and results from interviews of another person shall not be used to replace or impute information on the variables WKSTAT, ABSREAS, JATTACH, SEEKWORK, ACTMETNE and AVAILBLE referred to in Annex I of this Regulation. Simplified rules may be applied for certain groups of persons, as specified in Annex II of this Regulation.
2. Where information on other variables is missing, invalid or inconsistent, methods of statistical imputation may be applied where appropriate, except for the variable INCGROSS referred to in Annex I of this Regulation, to which statistical imputation shall always be applied when non-response exceeds 5 %.
3. The reference population for weighting shall be the (real or estimated) population usually residing in private households.
4. Weighting factors for estimates at individual level based on quarterly, annual, and biennial variables shall fulfil the following requirements:
  - (a) the weighting factors shall be calculated taking into account the probability of selection and external data on the distribution of the population being surveyed, by sex, age groups and region (NUTS 2 level). Five-year age groups shall be the standard. However, given the sample size and the quality and availability of the external data, aggregations that include more than one five-year age group are allowed only to the necessary extent;
  - (b) consistency between annual totals of sub-samples for annual and biennial structural variables and full-sample annual averages shall be ensured for employment, unemployment and outside the labour force by sex and for the following age groups: 25-34, 35-44, and 45-54. Consistency for the groups of persons aged 15-24, 55-64, and 65 and over shall be achieved to the fullest extent possible.
5. Weighting factors for estimates at household level, using the average weight of the household members, and at individual level by specific household characteristics shall fulfil the following requirements:
  - (a) the weighting factors shall be calculated taking into account the probability of selection and data on the distribution of the private households being surveyed, namely the (real or estimated) number of households and the (real or estimated) household size (household level), and the distribution of the population being surveyed, by sex and at least age groups 0-14 and 15+ (individual level). Estimates of the number of households and the household size shall be based on the best sources and concepts available;

- (b) consistency between annual full-sample or sub-sample totals using the household weighting factors and full-sample annual averages using the individual weighting factors defined in paragraph 4 shall be ensured for employment, unemployment and outside the labour force by sex and for the following age groups: 25-34, 35-44, and 45-54. Consistency for the groups of persons 15-24, 55-64, and 65 and over shall be achieved to the fullest extent possible.
6. Weighting factors for estimates at individual level based on eight-yearly/ad hoc subject variables shall fulfil the following requirements:
- (a) the weighting factors shall be calculated taking into account the probability of selection and data relating to the distribution of the population being surveyed, by sex and eight-yearly target population age groups as defined in paragraph 3 of Article 4 of this Regulation. Five-year age groups shall be the standard. However, given the sample size and the quality and availability of the data, aggregations which include more than one five-year age group are allowed only to the necessary extent;
- (b) consistency between annual sub-sample totals using the eight-yearly weighting factors and annual sub-sample totals or, if not applicable, full-sample annual averages using individual weighting factors referred to in paragraph 4 shall be ensured for the eight-yearly target population defined in paragraph 3 of Article 4 of this Regulation and for employment, unemployment and outside the labour force by sex;
- (c) the requirements shall apply accordingly to ad hoc subjects and their target populations.
7. Information on the variables WKSTAT, ABSREAS, JATTACH, SEEKWORK, ACTMETNE and AVAILBLE referred to in Annex I of this Regulation shall not be used in the weighting process.

#### *Article 10*

##### **Data dissemination**

1. Member States shall transmit to the Commission (Eurostat), as part of the quarterly accuracy report described in paragraph 2 of Annex III of this Regulation, two reliability limits. The Commission (Eurostat) shall use those reliability limits for data dissemination.
2. To produce back-calculated break-free time series of main indicators starting from the first quarter of 2009, Member States shall transmit to the Commission (Eurostat), by 31 December 2021, one of the following:
- (a) correction factors to be applied to the back data for each indicator listed in paragraph 3 of this Article;
- (b) the full time series covering the time period from the first quarter of 2009 to the fourth quarter of 2020 for each indicator listed in paragraph 3 of this Article.
3. The indicators for which back-calculated break-free time series are required are the employment and unemployment levels in thousands broken down by sex and age groups 15-24, 25-64, 65+ and, for employment only, age group 20-64.
4. Correction factors for back-calculation, full break-free time series, and relevant metadata for back-calculated break-free time series required according to paragraph 2 of this Article shall be sent using the format provided by the Commission (Eurostat).

#### *Article 11*

##### **Standards for transmitting and exchanging information**

1. Member States shall transmit to the Commission (Eurostat) quarterly and annual datasets with pre-checked microdata that comply with validation rules according to the specification of variables for their coding and filter conditions set out in Annex I of this Regulation. Member States and the Commission shall agree on additional validation rules that shall be fulfilled as a condition for transmitted data to be accepted.
2. Quarterly datasets shall contain all main variables for the quarterly samples. Including variables with an annual reference period for the respective samples or sub-samples in these datasets shall be optional.

3. Annual datasets shall include all structural variables as well as main variables for the respective samples or sub-samples.
4. The main and structural variables of the quarterly and annual datasets shall comply with the requirements described in Article 4(3) of this Regulation.
5. Revised data shall be transmitted in complete datasets covering all variables, regardless of the number of revised observations and variables.
6. The contents of the quarterly variables transmitted in the quarterly datasets shall be consistent with the contents of the variables transmitted in the annual datasets.
7. Member States shall make available to the Commission (Eurostat) the data and metadata required under this Regulation using the statistical data and metadata exchange standards specified by the Commission (Eurostat) and the Single Entry Point.

#### *Article 12*

##### **Detailed arrangements and content of quality reports**

In addition to the requirements laid down in Article 13(6) of Regulation (EU) 2019/1700, quarterly and annual quality reports by Member States shall comply with the requirements listed in Annex III of this Regulation.

#### *Article 13*

##### **Entry into force**

This Regulation shall enter into force on the twentieth day following that of its publication in *the Official Journal of the European Union*.

It shall apply from 1 January 2021.

This Regulation shall be binding in its entirety and directly applicable in all Member States.

Done at Brussels, 16 December 2019.

*For the Commission*  
*The President*  
Ursula VON DER LEYEN

---



**Description and technical format of the variables to be collected for each topic and detailed topic of the labour force domain and the codification to be used**

Topic	Detailed topic	Variable identifier	Variable name	Codes	Labels	Filter	Filter labels	Minimum set of variables	Variable type
01.Technical Items	Data collection information	REFYEAR	Year of survey	YYYY	Year of survey (4 digits)		Everybody in the target population	Yes	Technical
01.Technical Items	Data collection information	REFWEEK	Reference week	01-53	Number of the week (2 digits)		Everybody in the target population	Yes	Technical
01.Technical Items	Data collection information	RE-FMONTH	Reference month	01-12	Number of the month (2 digits)		Everybody in the target population	Yes	Derived
01.Technical Items	Data collection information	INTWEEK	Interview week	01-53	Number of the week (2 digits)		Everybody in the target population	Yes	Technical
01.Technical Items	Data collection information	HHTYPE	Living in a private household or an institution	1 2 3	Person surveyed and living in the same private household Person surveyed in the private household but living in an institution Person surveyed in the private household but living in another private household		Everybody in the target population	Yes	Technical
01.Technical items	Data collection information	STRATUM	Stratum	Not blank  Blank	Stratum identifier (15 character alphanumeric)  Not applicable		Everybody in the target population, when the target population (or a part thereof) is stratified at the first stage of the sample design or in case of self-representing primary sampling units	Yes	Technical
01.Technical items	Data collection information	PSU	Primary sampling unit	Not blank  Blank	Primary sampling unit identifier (15 character alphanumeric)  Not applicable		Everybody in the target population, when the target population is divided into clusters (PSUs)	Yes	Technical

Topic	Detailed topic	Variable identifier	Variable name	Codes	Labels	Filter	Filter labels	Minimum set of variables	Variable type
01.Technical items	Data collection information	FSU	Final (or ultimate) sampling unit	Not blank Blank	Final sampling unit identifier (15 character alphanumeric) Not applicable (only for the not sampled persons in a sample of individuals)		Everybody in the target population	No	Technical
01.Technical items	Data collection information	DE-WEIGHT	Design weight	Not blank Blank	Design weight (7 digits: first 5 contain whole number, following 2 are decimals) Not applicable		Everybody in the target population	No	Technical
01.Technical items	Identification	IDENT	Unique identifier	Not blank	Identifier (25 character alphanumeric)		Everybody in the target population	Yes	Technical
01.Technical items	Identification	HHNUM	Serial number of the household	Not blank	Household number (8 character alphanumeric)		Everybody in the target population	Yes	Technical
01.Technical items	Identification	HHSEQ- NUM	Sequence number in the household	01-98	Sequence number allocated to each member of the household (2 digits)		Everybody in the target population	Yes	Technical
01.Technical items	Weights	COEFFQ	Quarterly weighting factor	0000000- 00- 9999999- 99 Blank	Quarterly weight with 9 digits: first 5 digits contain whole numbers; last 4 digits contain decimal places Not applicable		Everybody in the target population	No	Technical
01.Technical items	Weights	COEFFY	Yearly weighting factor	0000000- 00- 9999999- 99 Blank	Yearly weight with 9 digits: first 5 digits contain whole numbers; last 4 digits contain decimal places Not applicable	Everybody in the yearly (sub-)sample for annual variables	Everybody in the yearly (sub-)sample for annual variables	No	Technical
01.Technical items	Weights	COEFF2Y	Weighting factor for the two-yearly variables	0000000- 00- 9999999- 99	Two-yearly weight with 9 digits: first 5 digits contain whole numbers; last 4 digits contain decimal places	Everybody in the yearly (sub-) sample for two-yearly variables	Everybody in the yearly (sub-)sample for two-yearly variables	No	Technical

Topic	Detailed topic	Variable identifier	Variable name	Codes	Labels	Filter	Filter labels	Minimum set of variables	Variable type
				Blank	Not applicable				
01.Technical items	Weights	COEFF-MOD	Yearly weighting factor — module	0000000-00-9999999-99 Blank	Yearly module weight with 9 digits: first 5 digits contain whole numbers; last 4 digits contain decimal places Not applicable	Everybody in the yearly module subsample	Everybody in the yearly module subsample	No	Technical
01.Technical items	Weights	COEFFHH	Yearly household weighting factor	0000000-00-9999999-99 Blank	Yearly household weight with 9 digits: first 5 digits contain whole numbers; last 4 digits contain decimal places Not applicable	Everybody in the yearly (sub-) sample to be used for household analyses	Everybody in the yearly (sub-)sample to be used for household analyses	Yes	Technical
01.Technical items	Interview characteristics	INTWAVE	Sequence number of the survey wave	1-8	Sequence number of the survey wave		Everybody in the target population	Yes	Technical
01.Technical items	Interview characteristics	INTQUEST	Questionnaire used	01 02 03 04 05 06 07	Quarterly Quarterly and yearly Quarterly, yearly and biennial Quarterly, yearly, biennial and module Quarterly and (originally selected) respondent forms part of household subsample Quarterly, yearly and (originally selected) respondent forms part of household subsample Quarterly, yearly, biennial and (originally selected) respondent forms part of household subsample		Everybody in the target population	Yes	Technical

Topic	Detailed topic	Variable identifier	Variable name	Codes	Labels	Filter	Filter labels	Minimum set of variables	Variable type
				08	Quarterly, yearly, biennial, module and (originally selected) respondent forms part of household subsample				
				09	Household — minimum set of variables (for additional household members)				
				10	Household — restricted set of module background variables (for additional household members)				
01.Technical items	Interview characteristics	MODE	Interviewing mode used	1	Computer-assisted personal interviewing (CAPI)		Everybody in the target population	Yes	Technical
				2	Computer-assisted telephone interviewing (CATI)				
				3	Computer-assisted web interviewing (CAWI)				
				4	Pen-and-Paper Personal Interviews (PAPI)				
				5	Copied from previous interview				
				6	Other				
				Blank	Not stated				
01.Technical items	Interview characteristics	PROXY	Nature of participation in the survey	1	Direct participation		Everybody in the target population	Yes	Technical
				2	Indirect participation (i.e. participation via another member of the household)				
				Blank	Not stated				
01.Technical items	Localisation	COUNTRY	Country of residence	Not Blank	Country of residence (SCL GEO alpha-2 code)		Everybody in the target population	Yes	Technical
01.Technical items	Localisation	REGION	Region of residence	Not Blank	NUTS 3 region (3 character alphanumeric)		Everybody in the target population	Yes	Technical
01.Technical items	Localisation	DEGURBA	Degree of urbanisation	1	Cities		Everybody in the target population	Yes	Technical

Topic	Detailed topic	Variable identifier	Variable name	Codes	Labels	Filter	Filter labels	Minimum set of variables	Variable type
				2	Towns and suburbs				
				3	Rural areas				
02.Person and household characteristics	Demography	SEX	Sex	1	Male		Everybody in the target population	Yes	Collected
				2	Female				
02.Person and household characteristics	Demography	YEARBIR	Year of birth	YYYY	Year of birth (4 digits)		Everybody in the target population	Yes	Collected
02.Person and household characteristics	Demography	PASSBIR	Passing of birthday	1	Yes and the reference week does not spill over into the next calendar year		Everybody in the target population	Yes	Collected
				2	No and the reference week does not spill over into the next calendar year				
				3	Yes and the reference week spills over into the next calendar year				
				4	No and the reference week spills over into the next calendar year				
02.Person and household characteristics	Demography	AGE	Age in completed years	0-120	Age in completed years (3 digits)		Everybody in the target population	Yes	Derived
02.Person and household characteristics	Citizenship and migrant background	CITIZENS HIP	Country of main citizenship	Not blank	Country of main citizenship (SCL GEO alpha-2 code)		Everybody in the target population	Yes	Collected
				STLS	Stateless				
				FOR	Foreign citizenship but country unknown				
				Blank	Not stated				
02.Person and household characteristics	Citizenship and migrant background	COUNTRYB	Country of birth	Not blank	Country of birth (SCL GEO alpha-2 code)		Everybody in the target population	Yes	Collected

Topic	Detailed topic	Variable identifier	Variable name	Codes	Labels	Filter	Filter labels	Minimum set of variables	Variable type
				FOR Blank	Foreign-born but country of birth unknown Not stated				
02.Person and household characteristics	Citizenship and migrant background	COBFATH	Country of birth of the father	Not blank FOR Blank 999	Country of birth of the father (SCL GEO alpha-2 code) Father foreign-born but country of birth of the father unknown Not stated Not applicable	AGE <= 74	Everybody in the target population aged 74 years or less	Yes	Collected
02.Person and household characteristics	Citizenship and migrant background	COB-MOTH	Country of birth of the mother	Not blank FOR Blank 999	Country of birth of the mother (SCL GEO alpha-2 code) Mother foreign-born but country of birth of the mother unknown Not stated Not applicable	AGE <= 74	Everybody in the target population aged 74 years or less	Yes	Collected
02.Person and household characteristics	Reasons for migration	MIGREAS	Main reason for migrating	1 2 3 4 5 6 7 Blank	Employment, job found before migrating Employment, no job found before migrating Family reasons Education or training Retirement International protection or asylum Other Not stated	COUNTRY ≠ COUNTRYB AND 15 <= AGE <= 74	First generation immigrants or persons with unknown country of birth, aged 15 to 74 years	No	Collected

Topic	Detailed topic	Variable identifier	Variable name	Codes	Labels	Filter	Filter labels	Minimum set of variables	Variable type
				9	Not applicable				
02.Person and household characteristics	Household composition	HHLINK	Relationship to the reference person in the household	01	Reference person		Everybody in the target population	Yes	Collected
				02	Partner of reference person				
				03	Son/daughter of reference person				
				04	Son/daughter-in-law of reference person				
				05	Grandchild of reference person				
				06	Parent of reference person				
				07	Parent-in-law of reference person				
				08	Grandparent of reference person				
				09	Brother/sister of reference person				
				10	Other relative				
				11	Other non-relative				
				Blank	Not stated				
				99	Not applicable				
02.Person and household characteristics	Household composition — additional specific details	HHSPOU	Sequence number of partner	00	Person has no partner, or the partner does not belong to this household		Everybody in the target population	Yes	Collected
				01-98	Sequence number of partner in the household				
				99	Not applicable				
02.Person and household characteristics	Household composition — additional specific details	HHFATH	Sequence number of father	00	Father does not belong to this household		Everybody in the target population	Yes	Collected

Topic	Detailed topic	Variable identifier	Variable name	Codes	Labels	Filter	Filter labels	Minimum set of variables	Variable type	
				01-98	Sequence number of father in the household					
				99	Not applicable					
02.Person and household characteristics	Household composition — additional specific details	HHMOTH	Sequence number of mother	00	Mother does not belong to this household		Everybody in the target population	Yes	Collected	
				01-98	Sequence number of mother in the household					
				99	Not applicable					
02.Person and household characteristics	Stay in the country	YEARESID	Duration of stay in the country of residence in completed years	999	Born in this country and never lived abroad for a period of at least 1 year		Everybody in the target population	No	Collected	
				000	Less than 1 year in the country but intention to stay at least 1 year in total (residence definition)					
				001-150	Number of years in this country (since last establishing the place of usual residence in this country)					
				Blank	Not stated					
02.Person and household characteristics	Stay in the country	COUNTR-PR	Country of previous residence	Not blank	Country of previous residence (SCL GEO alpha-2 code)	YEARESID = 000-010	Everybody who last established his/her place of usual residence in the country in the last 10 years	No	Collected	
				FOR	Foreign country but exact country of previous residence unknown					
				999	Not applicable					
03.Labour market participation	Employment status	WKSTAT	Working in the reference week	1	Worked for pay or profit in the reference week	15 <= AGE <= 89	Everybody in the target population aged 15 to 89 years	Yes	Collected	



Topic	Detailed topic	Variable identifier	Variable name	Codes	Labels	Filter	Filter labels	Minimum set of variables	Variable type
				2	Absent from work or business during the reference week (self-declared)				
				3	Worked as unpaid family worker in the reference week				
				4	Neither worked nor had a job or business during the reference week				
				9	Not applicable				
03.Labour market participation	Employment status	ABSREAS	Main reason for absence from work during the entire reference week	01	Holidays	WKSTAT = 2	Persons reporting being absent from work or business during the reference week	Yes	Collected
				02	Working time arrangements or compensation of overtime				
				03	Sick leave				
				04	Maternity or paternity leave				
				05	Job-related training				
				06	Parental leave				
				07	Off-season				
				08	Other reason				
				09	Having a job not started yet				
				Blank	Not stated				
				99	Not applicable				
03.Labour market participation	Employment status	JATTACH	Job attachment	1	Parental leave with any job-related income or benefit	ABSREAS = 06, 07, 08, Blank	Persons reporting being absent from work during the reference week for one of the following main reasons: parental leave, off-season, other reason or 'don't know'	Yes	Collected

Topic	Detailed topic	Variable identifier	Variable name	Codes	Labels	Filter	Filter labels	Minimum set of variables	Variable type
				2	Parental leave without any job-related income or benefit and with an expected duration of 3 months or less				
				3	Parental leave without any job-related income or benefit and with an expected duration of more than 3 months				
				4	Seasonal worker in off-season, regularly performing job-related tasks				
				5	Seasonal worker in off-season, not regularly performing any job-related task				
				6	Other absence where duration of absence is 3 months or less				
				7	Other absence where duration of absence is more than 3 months				
				9	Not applicable				
03.Labour market participation	Employment status	EMPSTAT	Being in employment	1	Employed	15 <= AGE <= 89	Everybody in the target population aged 15 to 89 years	Yes	Derived
				2	Not employed				
				9	Not applicable				
03.Labour market participation	Second or multiple job(s)	NUMJOB	Number of jobs	1	Only one job	EMPSTAT = 1	Persons in employment	Yes	Collected
				2	Two jobs				
				3	Three jobs or more				
				Blank	Not stated				
				9	Not applicable				
03.Labour market participation	Search for employment	SEEK-WORK	Searching for employment during the 4 weeks ending in the reference week	1	Person is searching for employment	EMPSTAT = 2 AND AGE <= 74	Persons classified as not in employment aged less than 75 years	Yes	Collected

Topic	Detailed topic	Variable identifier	Variable name	Codes	Labels	Filter	Filter labels	Minimum set of variables	Variable type
				2	Person is not searching for employment and has already found a job which has not yet started but will start within a period of at most 3 months after the end of the reference week				
				3	Person is not searching for employment and has already found a job which has not yet started but will start in more than 3 months after the end of the reference week				
				4	Person is not searching for employment and has already found a job which started between the end of the reference week and the interview date				
				5	Person is not searching for employment and has not found any job to start later				
				9	Not applicable				
03.Labour market participation	Willingness to work	WANT-WORK	Willingness to work even if not searching for employment	1	Person is not searching for employment but would nevertheless like to work	SEEKWORK = 5	Persons not in employment, not searching for employment and not having found any job to start after the reference week	Yes	Collected
				2	Person is not searching for employment and does not want to work				
				Blank	Not stated				
				9	Not applicable				
03.Labour market participation	Search for employment	SEEKREAS	Main reason for not searching for employment	1	No suitable job is available	WANT-WORK = 1	Persons not in employment, not searching for employment and not having found any job to start after the reference week but who would like to work	No	Collected

Topic	Detailed topic	Variable identifier	Variable name	Codes	Labels	Filter	Filter labels	Minimum set of variables	Variable type
				2 3 4 5 6 7 8 Blank 9	Education or training Own illness or disability Care responsibilities Other family reasons Other personal reasons Awaiting recall to work (lay-off) Other reasons Not stated Not applicable				
03.Labour market participation	Willingness to work	WAN-TREAS	Main reason for not wanting to work	1  2 3 4 5 6 7 Blank 9	Education or training  Own illness or disability Care responsibilities Other family reasons Other personal reasons Retirement Other reasons Not stated Not applicable	WANT-WORK = 2	Persons not in employment, not searching for employment and not having found any job to start after the reference week and not wanting to work	No	Collected
03.Labour market participation	Search for employment	ACT-METNE	Having used an active search method to find a job (for not employed persons)	1	Used active search method to find work	SEEKWORK = 1	Persons not in employment and searching for employment	Yes	Collected

Topic	Detailed topic	Variable identifier	Variable name	Codes	Labels	Filter	Filter labels	Minimum set of variables	Variable type
				2	Did not use active search method to find work				
				9	Not applicable				
03.Labour market participation	Underemployment	WISH-MORE	Wish to work more than the current number of usual hours	1	No	EMPSTAT = 1	Persons in employment	Yes	Collected
				2	Yes				
				Blank	Not stated				
				9	Not applicable				
03.Labour market participation	Availability	AVAILBLE	Availability to start working immediately or to work more	1	Person could start to work immediately (within 2 weeks)	SEEKWORK = 1, 2, 3, 4 OR WANT-WORK = 1 OR WISHMORE = 2	Persons having already found a job, searching for employment, not searching for employment but would like to have work, or working already but wishing to work more hours	Yes	Collected
				2	Person could not start to work immediately (within 2 weeks)				
				9	Not applicable				
03.Labour market participation	Availability	AVAIRESAS	Main reason for not being available to start working immediately or to work more	1	Education or training	AVAILBLE = 2	Persons who could not start to work immediately (within 2 weeks)	No	Collected
				2	Own illness or disability				
				3	Care responsibilities				
				4	Other family reasons				
				5	Other personal reasons				
				6	Other reasons				
				Blank	Not stated				

Topic	Detailed topic	Variable identifier	Variable name	Codes	Labels	Filter	Filter labels	Minimum set of variables	Variable type
				9	Not applicable				
03.Labour market participation	Employment status	ILOSTAT	ILO employment status	1	Employed		Everybody in the target population	Yes	Derived
				2	Unemployed				
				3	Outside the labour force				
03.Labour market participation	Workplace	COUNTRYW	Country of place of work for main job	Not blank	Country of place of work (SCL GEO alpha-2 code)	EMPSTAT = 1	Persons in employment	No	Collected
				FOR	Foreign country but exact country of place of work unknown				
				Blank	Not stated				
				999	Not applicable				
03.Labour market participation	Workplace	REGIONW	Region of place of work for main job	Not blank	NUTS 3 region for people working in their country of residence; NUTS 2 region for people working in border regions of neighbouring countries; country level information otherwise	EMPSTAT = 1	Persons in employment	No	Collected
				Blank	Not stated				
				999	Not applicable				
03.Labour market participation	Working at home	HOME-WORK	Working at home for the main job	1	Person mainly works at home	EMPSTAT = 1	Persons in employment	Yes	Collected
				2	Person sometimes works at home				
				3	Person never works at home				
				Blank	Not stated				
				9	Not applicable				
03.Labour market participation	Elementary job characteristics	STAPRO	Status in employment in main job	1	Self-employed person with employees	EMPSTAT = 1	Persons in employment	Yes	Collected
				2	Self-employed person without employees				
				3	Employee				

Topic	Detailed topic	Variable identifier	Variable name	Codes	Labels	Filter	Filter labels	Minimum set of variables	Variable type
				4 Blank 9	Family worker (unpaid) Not stated Not applicable				
03.Labour market participation	Elementary job characteristics	NACE3D	Economic activity of the local unit for main job	010-990 Blank 000	NACE code at 3-digit level Not stated Not applicable	EMPSTAT = 1	Persons in employment	No	Collected
03.Labour market participation	Elementary job characteristics	ISCO4D	Occupation in main job	0000-9900 Blank 9999	ISCO code at 4-digit level Not stated Not applicable	EMPSTAT = 1	Persons in employment	No	Collected
03.Labour market participation	Elementary job characteristics	FTPT	Full- or part-time main job (self-defined)	1 2 Blank 9	Full-time job Part-time job Not stated Not applicable	EMPSTAT = 1	Persons in employment	Yes	Collected
03.Labour market participation	Duration of contract	TEMP	Permanency of main job	1 2 Blank 9	Permanent job Fixed-term job Not stated Not applicable	STAPRO = 3	Employees	Yes	Collected
03.Labour market participation	Duration of contract	TEMPDUR	Total duration of temporary main job	1	Less than 1 month	TEMP = 2	Employees with a fixed-term job	No	Collected

Topic	Detailed topic	Variable identifier	Variable name	Codes	Labels	Filter	Filter labels	Minimum set of variables	Variable type
				2	From 1 to less than 3 months				
				3	From 3 to less than 6 months				
				4	From 6 to less than 12 months				
				5	From 12 to less than 18 months				
				6	From 18 to less than 24 months				
				7	From 24 to less than 36 months				
				8	36 months or over				
				Blank	Not stated				
				9	Not applicable				
03.Labour market participation	Details of contract	TEM-PREAS	Main reason for having a temporary main job	1	Could not find a permanent job	TEMP = 2	Employees with a fixed-term job	No	Collected
				2	Did not want a permanent job				
				3	Fixed-term probationary contract				
				4	Apprenticeship				
				5	Training other than apprenticeship (trainees, internships, research assistants, etc.)				
				6	This type of job is only available with a temporary contract				
				7	Other reasons				
				Blank	Not stated				
				9	Not applicable				



Topic	Detailed topic	Variable identifier	Variable name	Codes	Labels	Filter	Filter labels	Minimum set of variables	Variable type
03.Labour market participation	Details of contract	TEMPAG-CY	Contract with a temporary employment agency for the main job	1 2 Blank 9	No Yes Not stated Not applicable	STAPRO = 3	Employees	No	Collected
03.Labour market participation	Full- or part-time status — reason	FTPTREAS	Main reason for part-time work in the main job	1 2 3 4 5 6 7 Blank 9	Education or training Own illness or disability Care responsibilities Other family reasons Other personal reasons Could not find a full-time job Other reasons Not stated Not applicable	FTPT = 2	Persons in employment with a part-time job	No	Collected
03.Labour market participation	Dependent self-employment	MAINCLN-T	Number and importance of clients in the 12 months ending with the reference week	1 2 3 4	Only one client in the 12 months ending with the reference week 2-9 clients in the 12 months ending with the reference week, but one was dominant 2-9 clients in the 12 months ending with the reference week, and none was dominant 10 clients or more in the 12 months ending with the reference week, but one was dominant	STAPRO = 1, 2	Self-employed workers	No	Collected

Topic	Detailed topic	Variable identifier	Variable name	Codes	Labels	Filter	Filter labels	Minimum set of variables	Variable type
				5	10 clients or more in the 12 months ending with the reference week, and none was dominant				
				6	No client in the 12 months ending with the reference week				
				Blank	Not stated				
				9	Not applicable				
03.Labour market participation	Dependent self-employment	VARITIME	Decision on the start and end of working time	1	Worker can fully decide him/herself	EMPSTAT = 1	Persons in employment	No	Collected
				2	Worker can decide under flexible working time arrangements				
				3	Employer, organisation, or client(s) decides				
				4	Any other party decides				
				Blank	Not stated				
				9	Not applicable				
03.Labour market participation	Supervisory responsibilities	SUPVISOR	Supervisory responsibilities in main job	1	Yes	STAPRO = 3	Employees	No	Collected
				2	No				
				Blank	Not stated				
				9	Not applicable				
03.Labour market participation	Establishment size	SIZEFIRM	Size of the local unit for main job	01-09	Exact number of people, if between 1 and 9	EMPSTAT = 1	Persons in employment	No	Collected
				10	10 to 19 people				
				11	20 to 49 people				
				12	50 to 249 people				
				13	250 people or more				

Topic	Detailed topic	Variable identifier	Variable name	Codes	Labels	Filter	Filter labels	Minimum set of variables	Variable type
				14 15 Blank 99	Do not know but less than 10 people Do not know but 10 people or more Not stated Not applicable				
03.Labour market participation	Search for another job	LOOKOJ	Looking for another job	1 2 Blank 9	Person is not looking for another job Person is looking for another job Not stated Not applicable	EMPSTAT = 1	Persons in employment	No	Collected
03.Labour market participation	Search for another job	HWWISH	Number of hours that the person would like to work in total in a week	00-98 Blank 99	Number of hours wished to work in total in a week Not stated Not applicable	EMPSTAT = 1	Persons in employment	No	Collected
03.Labour market participation	Search for employment	SEEKDUR	Duration of search for employment	1 2 3 4 5 6	Less than 1 month 1 to 2 months 3 to 5 months 6 to 11 months 12 to 17 months 18 to 23 months	SEEKWORK = 1, 2, 4	Persons searching for employment or having already found a job which started between the reference week and the interview date or which will start within 3 months after the end of the reference week	No	Collected

Topic	Detailed topic	Variable identifier	Variable name	Codes	Labels	Filter	Filter labels	Minimum set of variables	Variable type
				7 8 Blank 9	24 to 47 months 4 years or longer Not stated Not applicable				
03.Labour market participation	Care needs	NEED-CARE	Main reason why care for children or incapacitated relatives limits labour market participation	1 2 3 4 Blank 9	Relevant care services not available  Relevant care services not affordable Want to provide care themselves Other factors were decisive Not stated Not applicable	SEEKREAS = 4 OR WAN-TREAS = 3 OR FTP TREAS = 3 OR AVAIR-EAS = 3	Persons whose reason for not searching for employment or for not wanting to work or for working part-time or for not being available to start work is having care responsibilities	No	Collected
03.Labour market participation	Second or multiple job(s)	STAPRO2J	Status in employment in second job	1 2 3 4 Blank 9	Self-employed person with employees Self-employed person without employees Employee Family worker (unpaid) Not stated Not applicable	NUMJOB = 2, 3	Persons in employment with more than one job	No	Collected
03.Labour market participation	Second or multiple job(s)	NACE2J2D	Economic activity of the local unit for second job	01-99  Blank	NACE code at 2-digit level  Not stated	NUMJOB = 2, 3	Persons in employment with more than one job	No	Collected

Topic	Detailed topic	Variable identifier	Variable name	Codes	Labels	Filter	Filter labels	Minimum set of variables	Variable type
				00	Not applicable				
03.Labour market participation	Main activity status (self-defined)	MAIN-STAT	Main activity status (self-defined)	1	Employed	15 <= AGE <= 89	Everybody in the target population aged 15 to 89 years	Yes	Collected
				2	Unemployed				
				3	Retired				
				4	Unable to work due to long-standing health problems				
				5	Student, pupil				
				6	Fulfilling domestic tasks				
				7	Compulsory military or civilian service				
				8	Other				
				Blank	Not stated				
				9	Not applicable				
04.Educational attainment and background	Educational attainment level	HATLEVEL	Educational attainment level (highest level of education successfully completed)	000	No formal education or below ISCED 1	15 <= AGE <= 89	Everybody in the target population aged 15 to 89 years	Yes	Collected
				100	ISCED 1 Primary education				
				200	ISCED 2 Lower secondary education				
				342	ISCED 3 Upper secondary education (general) — partial level completion, without direct access to tertiary education				
				343	ISCED 3 Upper secondary education (general) — level completion, without direct access to tertiary education				
				344	ISCED 3 Upper secondary education (general) — level completion, with direct access to tertiary education				

Topic	Detailed topic	Variable identifier	Variable name	Codes	Labels	Filter	Filter labels	Minimum set of variables	Variable type
				349	ISCED 3 Upper secondary education (general) — without possible distinction of access to tertiary education				
				352	ISCED 3 Upper secondary education (vocational) — partial level completion, without direct access to tertiary education				
				353	ISCED 3 Upper secondary education (vocational) — level completion, without direct access to tertiary education				
				354	ISCED 3 Upper secondary education (vocational) — level completion, with direct access to tertiary education				
				359	ISCED 3 Upper secondary education (vocational) — without possible distinction of access to tertiary education				
				392	ISCED 3 Upper secondary education (orientation unknown) — partial level completion, without direct access to tertiary education				
				393	ISCED 3 Upper secondary education (orientation unknown) — level completion, without direct access to tertiary education				
				394	ISCED 3 Upper secondary education (orientation unknown) — level completion, with direct access to tertiary education				
				399	ISCED 3 Upper secondary education (orientation unknown) — without possible distinction of access to tertiary education				

Topic	Detailed topic	Variable identifier	Variable name	Codes	Labels	Filter	Filter labels	Minimum set of variables	Variable type
				440	ISCED 4 Post-secondary non-tertiary education — general				
				450	ISCED 4 Post-secondary non-tertiary education — vocational				
				490	ISCED 4 Post-secondary non-tertiary education — orientation unknown				
				540	ISCED 5 Short-cycle tertiary education — general				
				550	ISCED 5 Short-cycle tertiary education — vocational				
				590	ISCED 5 Short-cycle tertiary education — orientation unknown				
				600	ISCED 6 Bachelor's or equivalent level				
				700	ISCED 7 Master's or equivalent level				
				800	ISCED 8 Doctoral or equivalent level				
				Blank	Not stated				
				999	Not applicable				
04.Educational attainment and background	Educational attainment — details, including education interrupted or abandoned	HATFIELD	Field of the highest level of education successfully completed	001	Basic programmes and qualifications	HATLEVEL = 342-800	Persons with educational attainment level equal to or higher than ISCED 3	No	Collected
				002	Literacy and numeracy				
				003	Personal skills and development				

Topic	Detailed topic	Variable identifier	Variable name	Codes	Labels	Filter	Filter labels	Minimum set of variables	Variable type
				009	Generic programmes and qualifications not further defined				
				011	Education				
				018	Inter-disciplinary programmes and qualifications involving education				
				021	Arts				
				022	Humanities (except languages)				
				023	Languages				
				028	Inter-disciplinary programmes and qualifications involving arts and humanities				
				029	Arts and humanities not further defined				
				031	Social and behavioural sciences				
				032	Journalism and information				
				038	Inter-disciplinary programmes and qualifications involving social sciences, journalism and information				
				039	Social sciences, journalism and information not further defined				
				041	Business and administration				
				042	Law				
				048	Inter-disciplinary programmes and qualifications involving business, administration and law				



Topic	Detailed topic	Variable identifier	Variable name	Codes	Labels	Filter	Filter labels	Minimum set of variables	Variable type
				049	Business, administration and law not further defined				
				051	Biological and related sciences				
				052	Environment				
				053	Physical sciences				
				054	Mathematics and statistics				
				058	Inter-disciplinary programmes and qualifications involving natural sciences, mathematics and statistics				
				059	Natural sciences, mathematics and statistics not further defined				
				061	Information and Communication Technologies (ICTs)				
				068	Inter-disciplinary programmes and qualifications involving Information and Communication Technologies (ICTs)				
				071	Engineering and engineering trades				
				072	Manufacturing and processing				
				073	Architecture and construction				
				078	Inter-disciplinary programmes and qualifications involving engineering, manufacturing and construction				
				079	Engineering, manufacturing and construction not further defined				
				081	Agriculture				
				082	Forestry				
				083	Fisheries				
				084	Veterinary				

Topic	Detailed topic	Variable identifier	Variable name	Codes	Labels	Filter	Filter labels	Minimum set of variables	Variable type
				088	Inter-disciplinary programmes and qualifications involving agriculture, forestry, fisheries and veterinary				
				089	Agriculture, forestry, fisheries and veterinary not further defined				
				091	Health				
				092	Welfare				
				098	Inter-disciplinary programmes and qualifications involving health and welfare				
				099	Health and welfare not further defined				
				101	Personal services				
				102	Hygiene and occupational health services				
				103	Security services				
				104	Transport services				
				108	Inter-disciplinary programmes and qualifications involving services				
				109	Services not further defined				
				Blank	Not stated				
				999	Not applicable				
04.Educational attainment and background	Educational attainment — details, including education interrupted or abandoned	HATYEAR	Year when the highest level of education was successfully completed	YYYY	Year when the highest level of education was successfully completed (4 digits)	HATLEVEL = 100-800	Persons with at least primary educational attainment	No	Collected

Topic	Detailed topic	Variable identifier	Variable name	Codes	Labels	Filter	Filter labels	Minimum set of variables	Variable type
				Blank	Not stated				
				9999	Not applicable				
04.Educational attainment and background	Educational attainment — details, including education interrupted or abandoned	HAT-WORK	Work experience at a workplace as part of HATLEVEL	1	Work experience(s) at a workplace from 1 to 6 months, at least one paid	HATLEVEL = 342-800 AND 20 <= AGE <= 34	Persons aged 20-34 with educational attainment level equal to or higher than ISCED 3	No	Collected
				2	Work experience(s) at a workplace from 1 to 6 months, all unpaid				
				3	Work experience(s) at a workplace 7 months or over, at least one paid				
				4	Work experience(s) at a workplace 7 months or over, all unpaid				
				5	No or less than 1 month work experience				
				Blank	Not stated				
				9	Not applicable				
05.Job tenure, work biography and previous work experience	Start of job	YS-TARTWK	Year in which person started working for current employer or as self-employed in current main job	YYYY	Year concerned (4 digits)	EMPSTAT = 1	Persons in employment	No	Collected
				Blank	Not stated				
				9999	Not applicable				

Topic	Detailed topic	Variable identifier	Variable name	Codes	Labels	Filter	Filter labels	Minimum set of variables	Variable type
05.Job tenure, work biography and previous work experience	Start of job	MSTART-WK	Month in which person started working for current employer or as self-employed in current main job	01-12  Blank 99	Month concerned (2 digits)  Not stated Not applicable	YSTARTWK ≠ 9999, Blank AND (REFYEAR — YSTARTWK) ≤ 2	Persons in employment who started working in their current main job in the current or previous 2 years	No	Collected
05.Job tenure, work biography and previous work experience	Way job found	WAYJ-FOUN	Public employment service helped to find the current main job	1  2 Blank 9	Yes  No Not stated Not applicable	(EMPSTAT = 1) AND ((YSTARTWK = REFYEAR) OR (YSTARTWK = REFYEAR — 1 AND 01 ≤ MSTARTWK ≤ 12 AND MSTARTWK > REFMONTH))	Persons in employment who started working in their current main job in the last 12 months	No	Collected
05.Job tenure, work biography and previous work experience	Way job found	FIND-METH	Most effective method used to find the current main job (for persons in employment)	01  02 03 04	Job advertisements  Friends, relatives or acquaintances Public employment service Private employment agency	STAPRO = 3 AND (YSTARTWK ≠ 9999, Blank) AND (REFYEAR — YSTARTWK ≤ 7)	Employees who started working in their current main job in the current year or previous 7 years	No	Collected

Topic	Detailed topic	Variable identifier	Variable name	Codes	Labels	Filter	Filter labels	Minimum set of variables	Variable type
				05	Education or training institution, internship or previous work experience				
				06	Contacted employer directly				
				07	Employer contacted person directly				
				08	Applying for a public competition				
				09	Other method				
				Blank	Not stated				
				99	Not applicable				
05.Job tenure, work biography and previous work experience	Career continuity and breaks	EXISTPR	Existence of previous employment experience	1	Person has never been in employment	EMPSTAT = 2	Persons not in employment	No	Collected
				2	Person has employment experience limited to occasional work				
				3	Person has employment experience other than occasional work				
				Blank	Not stated				
				9	Not applicable				
05.Job tenure, work biography and previous work experience	Career continuity and breaks	YEARPR	Year in which person left the last job or business	YYYY	Year concerned (4 digits)	EXISTPR = 2, 3	Persons not in employment who have been previously in employment	No	Collected
				Blank	Not stated				
				9999	Not applicable				

Topic	Detailed topic	Variable identifier	Variable name	Codes	Labels	Filter	Filter labels	Minimum set of variables	Variable type
05.Job tenure, work biography and previous work experience	Career continuity and breaks	MONTHPR	Month in which person left the last job or business	01-12	Month concerned (2 digits)	YEARPR ≠ 9999, Blank AND REF-YEAR — YEARPR ≤ 2	Persons who left their last employment in the current year or previous 2 years	No	Collected
				Blank 99	Not stated Not applicable				
05.Job tenure, work biography and previous work experience	Career continuity and breaks	LEAVREAS	Main reason for leaving last job or business	01	Dismissal or business closed for economic reasons	(EXISTPR = 2, 3) AND (YEARPR ≠ 9999, Blank) AND (REF-YEAR — YEARPR ≤ 7)	Persons not in employment who have been previously in employment, and left their last job in the current year or previous 7 years	No	Collected
				02	A fixed-term job has ended				
				03	Care responsibilities				
				04	Other family reasons				
				05	Education or training				
				06	Own illness and disability				
				07	Retirement				
				08	Other personal reasons				
				09	Other reasons				
				Blank 99	Not stated Not applicable				
05.Job tenure and previous work experience	Elementary characteristics of the last job	STAPROPR	Status in employment in last job or business	1	Self-employed person with employees	(EXISTPR = 2, 3) AND (YEARPR ≠ 9999, Blank) AND (REF-YEAR — YEARPR ≤ 7)	Persons not in employment who have been previously in employment, and left their last job in the current year or previous 7 years	No	Collected
				2	Self-employed person without employees				

Topic	Detailed topic	Variable identifier	Variable name	Codes	Labels	Filter	Filter labels	Minimum set of variables	Variable type
				3 4 Blank 9	Employee Family worker (unpaid) Not stated Not applicable				
05.Job tenure and previous work experience	Elementary characteristics of the last job	NA-CEPR2D	Economic activity of the local unit in which person last worked	01-99  Blank 00	NACE code at 2-digit level  Not stated Not applicable	(EXISTPR = 2, 3) AND (YEARPR ≠ 9999, Blank) AND (REF-YEAR — YEARPR ≤ 7)	Persons not in employment who have been previously in employment, and left their last job in the current year or previous 7 years	No	Collected
05.Job tenure and previous work experience	Elementary characteristics of the last job	ISCOPR3D	Occupation in the last job	000-990  Blank 999	ISCO code at 3-digit level  Not stated Not applicable	(EXISTPR = 2, 3) AND (YEARPR ≠ 9999, Blank) AND (REF-YEAR — YEARPR ≤ 7)	Persons not in employment who have been previously in employment, and left their last job in the current year or previous 7 years	No	Collected
06.Working conditions including working hours and working time arrangements	Working hours	CONTRH-RS	Contractual working hours in main job	010, 015, 020.. 945, 950  960 970 Blank 999	Number of working hours per week in the contract or agreement (x10)  Has a contract or agreement without specified hours Does not have a contract or agreement Not stated Not applicable	STAPRO = 3	Employees	No	Collected

Topic	Detailed topic	Variable identifier	Variable name	Codes	Labels	Filter	Filter labels	Minimum set of variables	Variable type
06.Working conditions including working hours and working time arrangements	Working hours	HWUSUAL	Number of hours per week usually worked in main job	010, 015, 020.. 945, 950	Number of hours usually worked in the main job (x10)	EMPSTAT = 1	Persons in employment	Yes	Collected
				970	Hours worked vary from week to week				
				Blank	Not stated				
				999	Not applicable				
06.Working conditions including working hours and working time arrangements	Working hours	ABSHO-LID	Days of absence from main job due to holidays and leave	00, 05, 10..65,70	Number of days of absence (x10)	EMPSTAT = 1	Persons in employment	No	Collected
				Blank	Not stated				
				99	Not applicable				
06.Working conditions including working hours and working time arrangements	Working hours	ABSILLINJ	Days of absence from main job due to own illness, injury or temporary disability	00, 05, 10..65,70	Number of days of absence (x10)	EMPSTAT = 1	Persons in employment	No	Collected
				Blank	Not stated				
				99	Not applicable				
06.Working conditions including working hours and working time arrangements	Working hours	ABS-OTHER	Days of absence from main job due to other reasons	00, 05, 10..65,70	Number of days of absence (x10)	EMPSTAT = 1	Persons in employment	No	Collected
				Blank	Not stated				
				99	Not applicable				



Topic	Detailed topic	Variable identifier	Variable name	Codes	Labels	Filter	Filter labels	Minimum set of variables	Variable type
06.Working conditions including working hours and working time arrangements	Working hours	EX-TRAHRS	Overtime or extra hours worked in main job	000	No overtime or extra hours in the main job	WKSTAT = 1, 3	Persons present at work for at least 1 hour or who worked as a family worker in the reference week	No	Collected
				005, 010, 015, 020.. 945, 950	Number of hours of overtime or extra hours in the main job (x10)				
				Blank	Not stated				
				999	Not applicable				
06.Working conditions including working hours and working time arrangements	Working hours	HWAC-TUAL	Number of hours actually worked in main job	000	Did not work in the main job in the reference week	EMPSTAT = 1	Persons in employment	Yes	Collected
				010, 015, 020.. 945, 950	Number of hours actually worked in the main job (x10)				
				Blank	Not stated				
				999	Not applicable				
06.Working conditions including working hours and working time arrangements	Working hours	HWUSU2J	Number of hours per week usually worked in second job	010, 015, 020.. 945, 950	Number of hours usually worked in the second job (x10)	NUMJOB = 2, 3	Persons in employment with more than one job	No	Collected
				970	Hours worked vary from week to week				
				Blank	Not stated				
				999	Not applicable				
06.Working conditions including working hours and working time arrangements	Working hours	HWAC-TU2J	Number of hours actually worked in second job	000	Did not work in the second job in the reference week	NUMJOB = 2, 3	Persons in employment with more than one job	No	Collected

Topic	Detailed topic	Variable identifier	Variable name	Codes	Labels	Filter	Filter labels	Minimum set of variables	Variable type
				010, 015, 020.. 945, 950 Blank 999	Number of hours actually worked in the second job (x10) Not stated Not applicable				
06.Working conditions including working hours and working time arrangements	Working time arrangements	SHIFTWK	Shift work in main job	1 3 Blank 9	Person usually does shift work Person never does shift work Not stated Not applicable	STAPRO = 3	Employees	No	Collected
06.Working conditions including working hours and working time arrangements	Working time arrangements	EVENWK	Evening work in main job	1 2 3 Blank 9	Person frequently works in the evening Person sometimes works in the evening Person never works in the evening Not stated Not applicable	EMPSTAT = 1	Persons in employment	No	Collected
06.Working conditions including working hours and working time arrangements	Working time arrangements	NIGHTWK	Night work in main job	1 2 3 Blank 9	Person frequently works at night Person sometimes works at night Person never works at night Not stated Not applicable	EMPSTAT = 1	Persons in employment	No	Collected

Topic	Detailed topic	Variable identifier	Variable name	Codes	Labels	Filter	Filter labels	Minimum set of variables	Variable type
06.Working conditions including working hours and working time arrangements	Working time arrangements	SATWK	Saturday work in main job	1	Person frequently works on Saturdays	EMPSTAT = 1	Persons in employment	No	Collected
				2	Person sometimes works on Saturdays				
				3	Person never works on Saturdays				
				Blank	Not stated				
				9	Not applicable				
06.Working conditions including working hours and working time arrangements	Working time arrangements	SUNWK	Sunday work in main job	1	Person frequently works on Sundays	EMPSTAT = 1	Persons in employment	No	Collected
				2	Person sometimes works on Sundays				
				3	Person never works on Sundays				
				Blank	Not stated				
				9	Not applicable				
07.Participation in education and training	Participation in formal and non-formal education and training (4 weeks)	EDUCFE-D4	Participation in formal education and training (student or apprentice) in the last 4 weeks	1	Yes (includes students on holidays)	15 <= AGE <= 74	Everybody in the target population aged 15 to 74 years	Yes	Collected
				2	No				
				Blank	Not stated				
				9	Not applicable				
07.Participation in education and training	Participation in formal and non-formal education and training (4 weeks)	EDU-CLEV4	Level of the most recent formal education or training activity in the last 4 weeks	10	ISCED 1 Primary education	EDUCFED4 = 1	Persons who participated in formal education and training (student or apprentice) in the last 4 weeks	No	Collected

Topic	Detailed topic	Variable identifier	Variable name	Codes	Labels	Filter	Filter labels	Minimum set of variables	Variable type
				20	ISCED 2 Lower secondary education				
				34	ISCED 3 Upper secondary education — general				
				35	ISCED 3 Upper secondary education — vocational				
				39	ISCED 3 Upper secondary education — orientation unknown				
				44	ISCED 4 Post-secondary non-tertiary education — general				
				45	ISCED 4 Post-secondary non-tertiary education — vocational				
				49	ISCED 4 Post-secondary non-tertiary education — orientation unknown				
				54	ISCED 5 Short-cycle tertiary education — general				
				55	ISCED 5 Short-cycle tertiary education — vocational				
				59	ISCED 5 Short-cycle tertiary education — orientation unknown				
				60	ISCED 6 Bachelor's or equivalent level				
				70	ISCED 7 Master's or equivalent level				
				80	ISCED 8 Doctoral or equivalent level				
				Blank	Not stated				
				99	Not applicable				

Topic	Detailed topic	Variable identifier	Variable name	Codes	Labels	Filter	Filter labels	Minimum set of variables	Variable type
07.Participation in education and training	Participation in formal and non-formal education and training (4 weeks)	EDUCNF-E4	Participation in non-formal education and training in the last 4 weeks	1	Participating in at least one job-related non-formal education or training activity	15 <= AGE <= 74	Everybody in the target population aged 15 to 74 years	Yes	Collected
				2	Participating only in non-job-related/personal non-formal education or training activities				
				3	Not participating in any non-formal education or training activity				
				Blank	Not stated				
				9	Not applicable				
07.Participation in education and training	Participation in formal and non-formal education and training (12 months)	EDUCFE-D12	Participation in formal education and training (student or apprentice) in the last 12 months	1	Yes	15 <= AGE <= 74	Everybody in the target population aged 15 to 74 years	No	Collected
				2	No				
				Blank	Not stated				
				9	Not applicable				
07.Participation in education and training	Participation in formal and non-formal education and training (12 months)	EDU-CLEV12	Level of the most recent formal education or training activity in the last 12 months	10	ISCED 1 Primary education	EDUCFED12- = 1	Persons who participated in formal education and training (student or apprentice) in the last 12 months	No	Collected
				20	ISCED 2 Lower secondary education				
				34	ISCED 3 Upper secondary education — general				

Topic	Detailed topic	Variable identifier	Variable name	Codes	Labels	Filter	Filter labels	Minimum set of variables	Variable type
				35	ISCED 3 Upper secondary education — vocational				
				39	ISCED 3 Upper secondary education — orientation unknown				
				44	ISCED 4 Post-secondary non-tertiary education — general				
				45	ISCED 4 Post-secondary non-tertiary education — vocational				
				49	ISCED 4 Post-secondary non-tertiary education — orientation unknown				
				54	ISCED 5 Short-cycle tertiary education — general				
				55	ISCED 5 Short-cycle tertiary education — vocational				
				59	ISCED 5 Short-cycle tertiary education — orientation unknown				
				60	ISCED 6 Bachelor's or equivalent level				
				70	ISCED 7 Master's or equivalent level				
				80	ISCED 8 Doctoral or equivalent level				
				Blank	Not stated				
				99	Not applicable				
07.Participation in education and training	Participation in formal and non-formal education and training (12 months)	EDUCNF-E12	Participation in non-formal education and training in the last 12 months	1	Participating in at least one job-related non-formal education or training activity	15 <= AGE <= 74	Everybody in the target population aged 15 to 74 years	No	Collected

Topic	Detailed topic	Variable identifier	Variable name	Codes	Labels	Filter	Filter labels	Minimum set of variables	Variable type
				2	Participating only in non-job-related/personal non-formal education or training activities				
				3	Not participating in any non-formal education or training activity				
				Blank	Not stated				
				9	Not applicable				
08.Health: status and disability, access to, availability and use of health care and health determinants	Disability and other elements of Minimum European Health Module	GEN-HEALTH	Self-perceived general health	1	Very good	15 <= AGE <= 89	Everybody in the target population aged 15 to 89 years	No	Collected
				2	Good				
				3	Fair (neither good nor bad)				
				4	Bad				
				5	Very bad				
				Blank	Not stated				
				9	Not applicable				
08.Health: status and disability, access to, availability and use of health care and health determinants	Elements of the Minimum European Health Module	GALI	Limitation in activities because of health problems	1	Severely limited	15 <= AGE <= 89	Everybody in the target population aged 15 to 89 years	No	Collected

Topic	Detailed topic	Variable identifier	Variable name	Codes	Labels	Filter	Filter labels	Minimum set of variables	Variable type
				2 3 Blank 9	Limited but not severely Not limited at all Not stated Not applicable				
09.Income, consumption and elements of wealth, including debts	Income from work	INCGROSS	Gross monthly pay from the main job	0000000-0-9999999-8 Blank 9999999-9	Gross monthly pay from main job (8 digits), including the proportionally part of payments made on a higher than monthly periodicity (National currency) Not stated Not applicable	STAPRO = 3	Employees	Yes	Collected
09.Income, consumption and elements of wealth, including debts	Income from work	IN-CGROSS_F	Flag on gross monthly pay from main job	11 12 13 14 21	Gross income collected and no imputation for item non-response/inconsistency Gross income collected and imputation for item non-response/inconsistency from the labour force survey (LFS) Gross income collected and imputation for item non-response/inconsistency from an administrative data source Gross income collected and imputation for item non-response/inconsistency from other data source (s) Net-to-gross conversion applied and no imputation (net amount available and no imputation for non-response/inconsistency)	STAPRO = 3	Employees	Yes	Technical



Topic	Detailed topic	Variable identifier	Variable name	Codes	Labels	Filter	Filter labels	Minimum set of variables	Variable type
				22	Imputed net income for item non-response/inconsistency from the LFS and net-to-gross conversion applied (net amount not available and imputation applied for the net value)				
				23	Imputed net income for item non-response/inconsistency from an administrative data source and net-to-gross conversion applied (net amount not available and imputation applied for the net value)				
				24	Imputed net income for item non-response/inconsistency from other data source(s) and net-to-gross conversion applied (net amount not available and imputation applied for the net value)				
				25	Imputed gross income for item non-response/inconsistency (net amount not available and imputation applied directly for the gross value; no net-to-gross conversion applied)				
				Blank	Not stated				
				99	Not applicable				
09.Income, consumption and elements of wealth, including debts	Income from unemployment allowances	REGISTER	Registration at a public employment service (PES)	1	Person is registered at a public employment service and receives benefit or assistance	15 <= AGE <= 74	Everybody in the target population aged 15 to 74 years	No	Collected
				2	Person is registered at a public employment service but does not receive benefit or assistance				
				3	Person is not registered at a public employment service but receives benefit or assistance				

Topic	Detailed topic	Variable identifier	Variable name	Codes	Labels	Filter	Filter labels	Minimum set of variables	Variable type
				4	Person is not registered at a public employment service and does not receive benefit or assistance				
				Blank	Not stated				
				9	Not applicable				
03b.Labour market participation	Labour market situation of migrants and their immediate descendants	HATCNTR	Country where the highest level of education was successfully completed	Not blank	Country where the highest level of education was successfully completed (SCL GEO alpha-2 code)	15 <= AGE <= 74	Everybody in the target population aged 15 to 74 years	No	Collected
				FOR	Foreign country but exact country of completion of highest level of education unknown				
				Blank	Not stated				
				998	No formal education or below ISCED 1				
				999	Not applicable				
03b.Labour market participation	Labour market situation of migrants and their immediate descendants	ESTQUAL	Recognition of formal qualifications obtained abroad	01	Has applied, formal qualification partially or fully recognised	HATCNTR ≠ COUNTRY AND 15 <= AGE <= 74	Persons aged 15 to 74 years who obtained their highest formal qualification abroad or in an unknown country	No	Collected
				02	Has applied, but formal qualification not recognised				
				03	Has applied, procedure under way/ outcome still pending				
				04	Has not applied, because not needed				
				05	Has not applied, because not aware of possibilities or procedures				

Topic	Detailed topic	Variable identifier	Variable name	Codes	Labels	Filter	Filter labels	Minimum set of variables	Variable type
				06	Has not applied, because of costs or complexity of the procedures				
				07	Has not applied, because not possible to apply				
				08	No, for other reasons				
				09	No formal education or below ISCED 1				
				Blank	Not stated				
				99	Not applicable				
03b.Labour market participation	Labour market situation of migrants and their immediate descendants	HATPAR	Educational attainment level of the respondent's parents	1	Low (ISCED 0-2)	15 <= AGE <= 74	Everybody in the target population aged 15 to 74 years	No	Collected
				2	Medium (ISCED 3-4)				
				3	High (ISCED 5-8)				
				Blank	Not stated				
				9	Not applicable				
03b.Labour market participation	Labour market situation of migrants and their immediate descendants	JOBSATISF	Job satisfaction	1	Satisfied to a large extent	EMPSTAT = 1 AND 15 <= AGE <= 74	Persons aged 15 to 74 years in employment	No	Collected
				2	Satisfied to some extent				
				3	Satisfied to a small extent				
				4	Not satisfied at all				
				Blank	Not stated				
				9	Not applicable				

Topic	Detailed topic	Variable identifier	Variable name	Codes	Labels	Filter	Filter labels	Minimum set of variables	Variable type
03b.Labour market participation	Labour market situation of migrants and their immediate descendants	SKILLEQ	Skill equivalence new main and old main job	1	Higher now	EMPSTAT = 1 AND COUNTRYB ≠ COUNTRY AND 15 ≤ AGE ≤ 74	First generation immigrants or persons with unknown country of birth, in employment aged 15 to 74 years	No	Collected
				2	Lower now				
				3	Same				
				4	Did not work before migrating				
				Blank	Not stated				
				9	Not applicable				
03b.Labour market participation	Labour market situation of migrants and their immediate descendants	DISCRIMI	Feeling of being discriminated against at work in the current job	1	No	EMPSTAT = 1 AND 15 ≤ AGE ≤ 74	Persons aged 15 to 74 years in employment	No	Collected
				2	Yes, mainly discrimination on the grounds of age				
				3	Yes, mainly discrimination on the grounds of gender				
				4	Yes, mainly discrimination on the grounds of foreign origin				
				5	Yes, mainly discrimination on the grounds of disability				
				6	Yes, mainly on other grounds				
				Blank	Not stated				
				9	Not applicable				
03b.Labour market participation	Labour market situation of migrants and their immediate descendants	JOBOSTA	Main obstacle to getting a suitable job	1	Lack of language skills in host country language(s)	COUNTRYB ≠ COUNTRY AND 15 ≤ AGE ≤ 74	First generation immigrants or persons with unknown country of birth, aged 15 to 74 years	No	Collected

Topic	Detailed topic	Variable identifier	Variable name	Codes	Labels	Filter	Filter labels	Minimum set of variables	Variable type
				2	Lack of recognition of formal qualification obtained abroad				
				3	Restricted right to work because of citizenship or residence permit				
				4	Discrimination on the grounds of foreign origin				
				5	No suitable job available				
				6	Other obstacle				
				7	No obstacles				
				8	Have never looked for work/never worked				
				Blank	Not stated				
				9	Not applicable				
03b.Labour market participation	Labour market situation of migrants and their immediate descendants	DURFIJOB	Time required to find the first paid job in the host country	01	Less than 3 months	COUNTRYB ≠ COUNTRY AND 15 ≤ AGE ≤ 74	First generation immigrants or persons with unknown country of birth, aged 15 to 74 years	No	Collected
				02	From 3 to less than 6 months				
				03	From 6 to less than 12 months				
				04	From 12 months to less than 2 years				
				05	From 2 to less than 3 years				
				06	From 3 to less than 4 years				
				07	4 years or over				
				08	Did not find a job				
				09	Did not look for a job				
				Blank	Not stated				

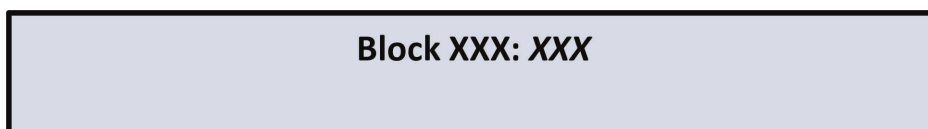
Topic	Detailed topic	Variable identifier	Variable name	Codes	Labels	Filter	Filter labels	Minimum set of variables	Variable type
				99	Not applicable				
03b.Labour market participation	Labour market situation of migrants and their immediate descendants	PRKNLANG	Skills in the main host country language before migrating	1 2 3 4 5 6 Blank 9	Mother tongue  Advanced (proficient user)  Intermediate (independent user)  Beginner (basic user)  Hardly any or no language skills  Was too young to speak any language at the time of migrating  Not stated  Not applicable	COUNTRYB ≠ COUNTRY AND 15 ≤ AGE ≤ 74	First generation immigrants or persons with unknown country of birth, aged 15 to 74 years	No	Collected
03b.Labour market participation	Labour market situation of migrants and their immediate descendants	LAN-GHOST	Current skills in the main host country language	1 2 3 4 5 Blank	Mother tongue  Advanced (proficient user)  Intermediate (independent user)  Beginner (basic user)  Hardly any or no language skills  Not stated	COUNTRYB ≠ COUNTRY AND 15 ≤ AGE ≤ 74	First generation immigrants or persons with unknown country of birth, aged 15 to 74 years	No	Collected

Topic	Detailed topic	Variable identifier	Variable name	Codes	Labels	Filter	Filter labels	Minimum set of variables	Variable type
				9	Not applicable				
03b.Labour market participation	Labour market situation of migrants and their immediate descendants	LANG-COUR	Participation in course for the main host country language	1 2 3 4 5 Blank 9	Yes, general language course  Yes, work-specific language course  No, because language courses were not available or affordable  No, because language skills were sufficient  No, for other reasons  Not stated  Not applicable	COUNTRYB ≠ COUNTRY AND 15 ≤ AGE ≤ 74	First generation immigrants or persons with unknown country of birth, aged 15 to 74 years	No	Collected

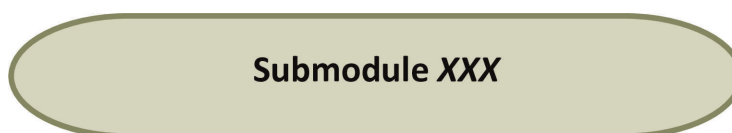
## ANNEX II

**Flowcharts on the order of questions on employment and unemployment in the questionnaire**

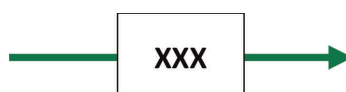
1. The national questionnaire shall be structured according to the following flowcharts to ensure sufficient comparability between countries. The flowcharts only cover the labour status module of the questionnaire, which relates to the questions on labour status according to the International Labour Organization (ILO) definition (employment, unemployment or outside the labour market).
2. The labour status module shall be at the beginning of the national questionnaire, after the questions on the demographic characteristics.
3. Questions on main activity status (self-perceived) shall be collected after the labour status module. The main activity status shall be collected by interview and neither derived from other variables nor imputed from registers.
4. A flowchart is the graphical representation of the information flows through the questions in the questionnaire. It aims to define the information and concepts to be covered but does not impose any constraint in terms of number, translation and wording of the questions. Notes to the flowchart are integral part of the flowchart.
5. The flowcharts will not be amended for at least 5 years after the entry into force of this Regulation.
6. The flowcharts contain different elements which are defined as follows:
  - A block represents a single set of information to be requested in the questionnaire by means of one or more questions. It contains the concepts on which information is to be collected. The concepts covered in one block can be asked in any country-defined order. It appears as a rectangular box:



- A submodule represents a set of blocks covering the same matter. It appears as a rectangular box with rounded short sides:

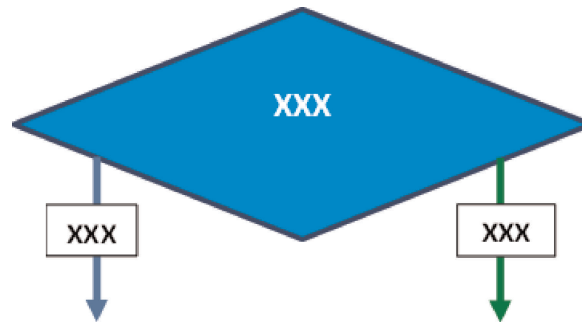


- An outflow represents the actual information collected in the block and the consequent flow towards other blocks. It appears as an arrow and a box:





- A filter represents a set of information based on external data. Its outflows depend in this case on external information. It appears as a rhombus with its outflows:



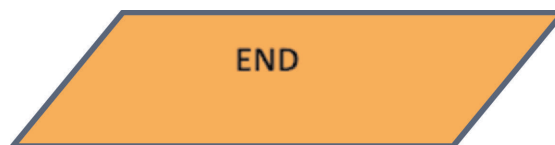
- An intermediate classification represents the intermediate result of the flow according to the ILO definition. It appears as an oval with light background and black text:



- A final classification represents the final result of the flow according to the ILO definition. It appears as an oval with dark background and white text:



- The end represents the end of the flows in the flowchart. It appears as a parallelepiped shaped box:



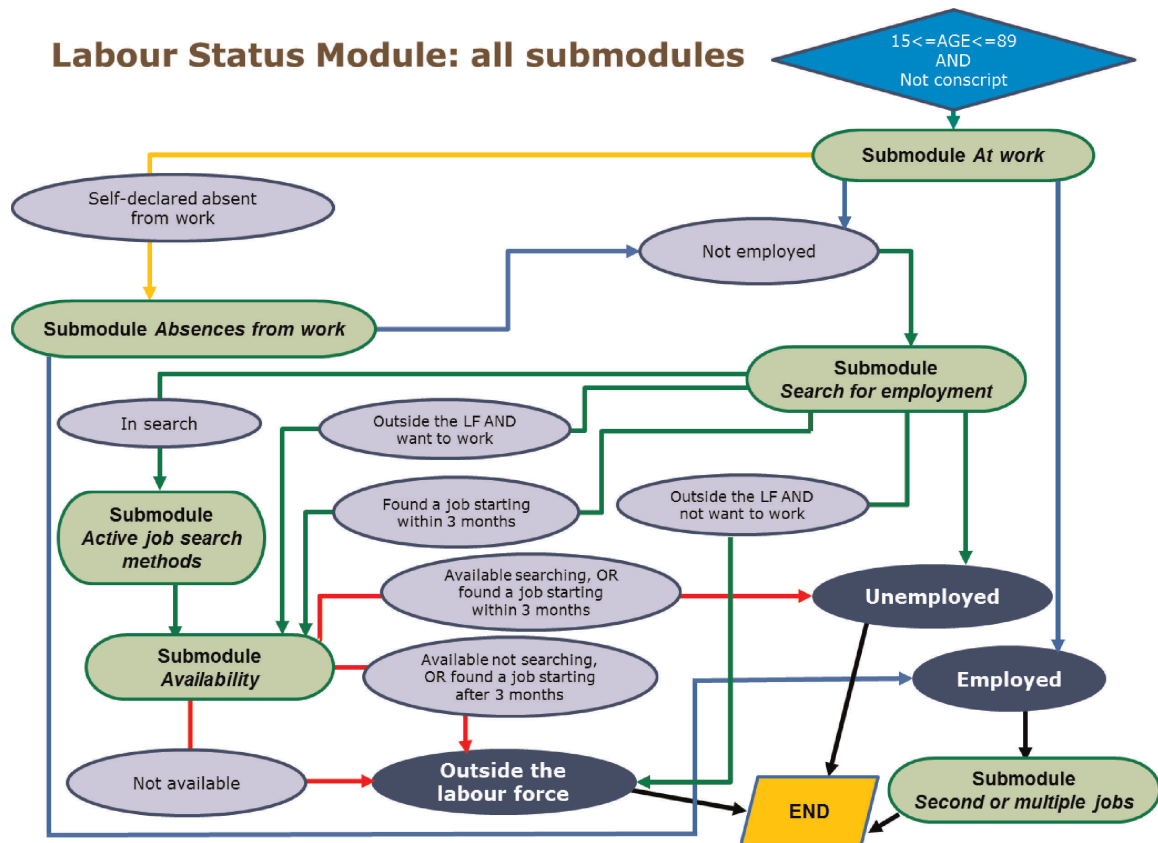
7. In each *block* the number of questions asked to collect the requested information can be customised by Member States. However, the content of the information to be collected cannot be expanded, i.e. questions that are not directly related to the information requested or the concept covered in the concerned *block* cannot be introduced.

8. The box in the *outflow* can contain one or more items, separated by semicolon, having the same end-flow. Every item must be reported in the questionnaire and can be represented by one or several possible answers. However, an item can be dropped if justified by the national context (national law or circumstances). The order of the items in the questionnaire cannot be changed unless specified in the flowchart. No new outflows can be added.

9. Questions can be added at the end of each submodule, between submodules or after a (intermediate or final) classification element, when justified by the national context and when this has no significant impact on the labour status classification according to the ILO definition. By way of exception, questions can be added on small jobs or casual work and on the production of agricultural goods intended for sale or barter, if needed in a given national context to better fulfil the ILO definition of employment.

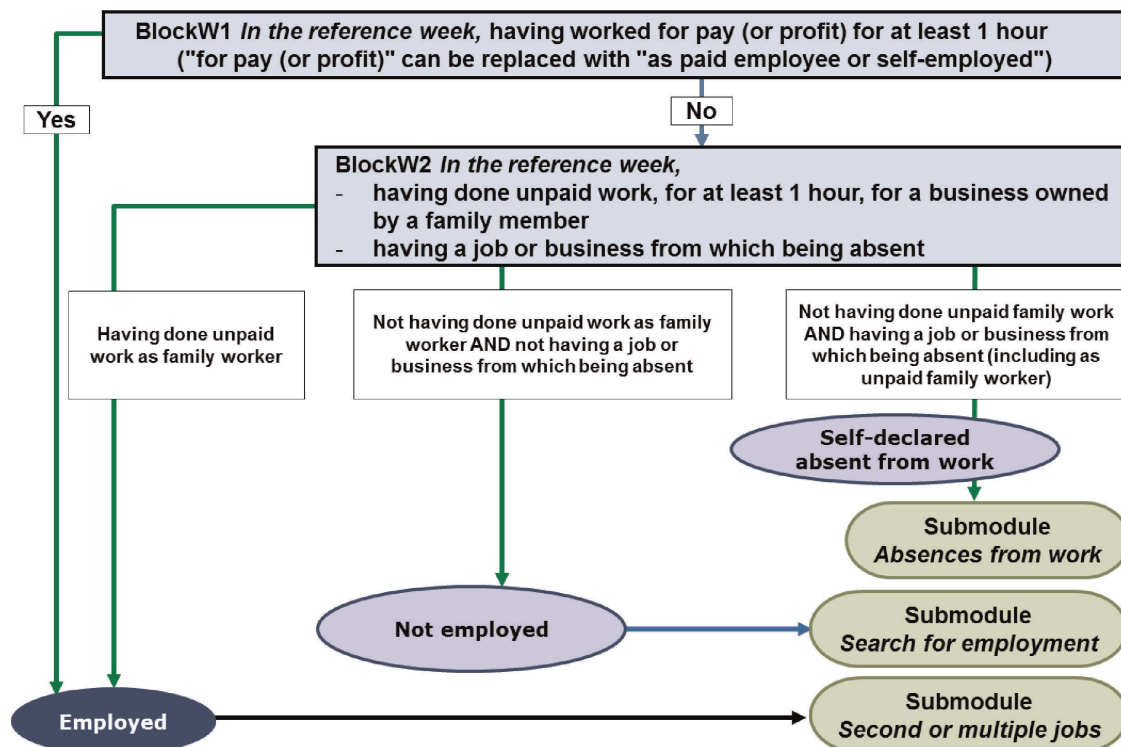
10. The labour status module contains different submodules, each covering a particular strand of labour status according to the ILO definition. The information flows among the submodules are set out in a meta-flowchart that represents the entire labour status module.

11. The meta-flowchart of the labour status module is defined as follows:



12. The flowchart for the submodule 'At work' and its associated notes is defined as follows:

### Submodule 'At work'



Notes:

**BlockW1:**

Work should be understood as any activity undertaken by persons to produce goods or to provide services for use by themselves or others. Work ‘for pay or profit’ refers to work carried out as part of a transaction in exchange for remuneration payable in the form of wages or salaries for time worked or work done, or in the form of profits derived from the goods and services produced through market transactions. The term ‘pay’ covers money or payment in kind, whether taxable or not.

Specifying ‘for pay or profit’ is the preferred option. Nevertheless, if justified in a given national context, alternative wording like ‘as paid employee or self-employed’ can be used as long as it describes the same concept. If the term ‘profit’ is too difficult to translate, asking more than one question can be used as a solution. As the least preferred option, if it is clear in a given national language that the goal is to identify those who worked for remuneration, the term ‘profit’ can be omitted and only the term ‘for pay’ kept.

Member States where Block W1 does not cover all types of jobs, in particular the small jobs or casual work and the production of agricultural goods intended for sale or barter, can include additional questions on these specific types of work.

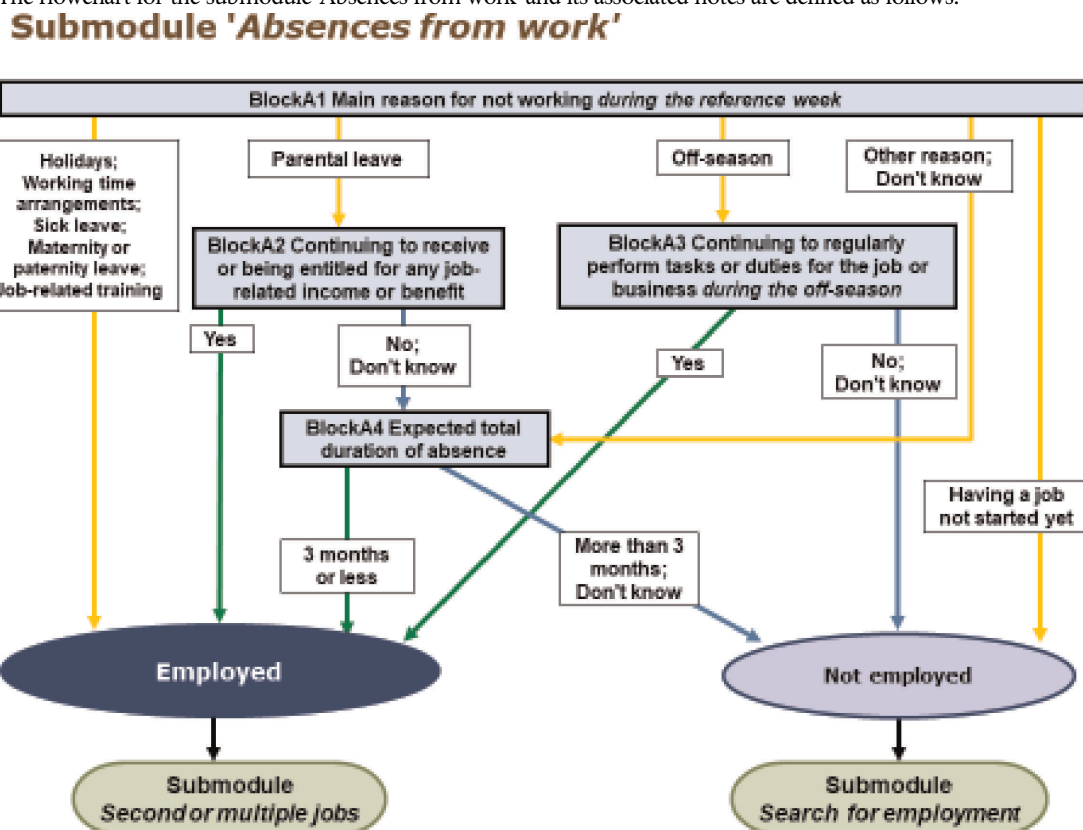
**BlockW2:**

Work undertaken by a family worker is to be understood as being unpaid. If the work for a business owned by a family member is paid, then the outflow from BlockW1 should be ‘yes’.

Each Member State can choose whether it first asks about unpaid work done as family member or about absence. If the question about unpaid work done as family member is asked first, the question about absence is only mandatory for those who answer ‘no’ to this first question.

In contrast, if the question about absence is asked first, it should not only be checked whether those declaring not being absent from work were working as unpaid family workers in the reference week, but also whether those declaring an absence from work were working as such in the reference week. By way of exception, the ‘Absence from work’ submodule can be asked before the question on unpaid work done as family member, if relevant in a given national context. In this situation, the question on unpaid work done as family member will be asked only to all those classified as ‘not employed’ in the ‘Absence from work’ submodule.

- 13. The flowchart for the submodule ‘Absences from work’ and its associated notes are defined as follows:



Notes:

**Block A1:**

'Parental leave' is the interruption of work to bring up or look after a young child. It can be taken either by the mother or by the father. This category covers both persons on statutory parental leave (legal, if existing, or contractual) and the self-employed. In certain national contexts, special leave to take care of a child of young age ('care leave') can also be considered as parental leave.

The respondent should be in employment (employee, self-employed) at the beginning of the period of absence. If the parental leave period directly follows another period of absence, the status (i.e. in employment or not) at the beginning of the overall period should be considered. If the respondent was not in employment at the beginning of the period of leave, the absence cannot be considered as parental leave.

In case of consecutive periods of absence, the main reason of absence during the reference week should be chosen.

'Seasonal work' refers to a job situation where the economic activity (production of goods or provision of services) of the economic unit is completely halted for a recurring and a, more or less, specific period of the year. The interruption of the economic activity should not be related to any particular or exceptional situation (bad weather, lack of customers, etc.) but should relate to standard factors occurring at repeated and long periods of the year. In that sense, seasonal work alternates between a long period of work and a long period of leave, within a given year. In this situation, the period of leave is defined as the off-season period.

'Job-related training' for employees refers to any training where one of the three following statements is true:

- the participation of the employee is required by the employer,
- the training takes place inside normal paid working hours and not during any kind of leave,
- the training is directly connected to the current job, and is paid by the employer or the employee continues receiving a remuneration from the employer.

For the self-employed, job-related training should be connected to their activities.

**Block A2:**

'Any job-related income or benefit' means any income or benefit the respondent would not be entitled to receive if they did not have a job at the moment of starting this period of absence, regardless of their employment status (employee or self-employed). If the person is entitled to receive this income or benefit but has chosen not to receive it, they should be considered as having received it.

The income or benefit can be paid by either the employer or the social security, or both. It includes any compensation of wages (e.g. job-linked parental leave allowance or social security contributions) but excludes benefits that the person would receive even without a job (e.g. family allowances). If the employer continues to pay the social contributions for the person taking parental leave, even if a salary is no longer being paid, the person should be considered as continuing to receive a job-related income or benefit.

Job-related income or benefit may not be proportional to the income received just before the beginning of this period of absence. A flat rate can be considered as a job-related income or benefit as long as the person is entitled to receive it because of the hold job. Consequently, the income or benefit can either be granted at a flat rate or as a percentage of the last salary.

An exception to Article 8 paragraph 2 and Article 9 paragraph 1 of this Regulation is that external information (rather than interview results) can be used as a data source for this Block A2 if the entitlement to a job-related income or benefit can be unambiguously determined.

An important factor to consider is whether the respondent has a guarantee that they can return to their job at the end of their parental leave.

**Block A3:**

If the respondent did not work during the reference week but was regularly engaged in work-related activities or duties (e.g. maintenance, renovation, etc.) during the off-season, they should be considered as being employed. However, administrative tasks are not considered as work-related activities or duties.

**Block A4:**

The 'don't know' option is only proposed in proxy interviews.

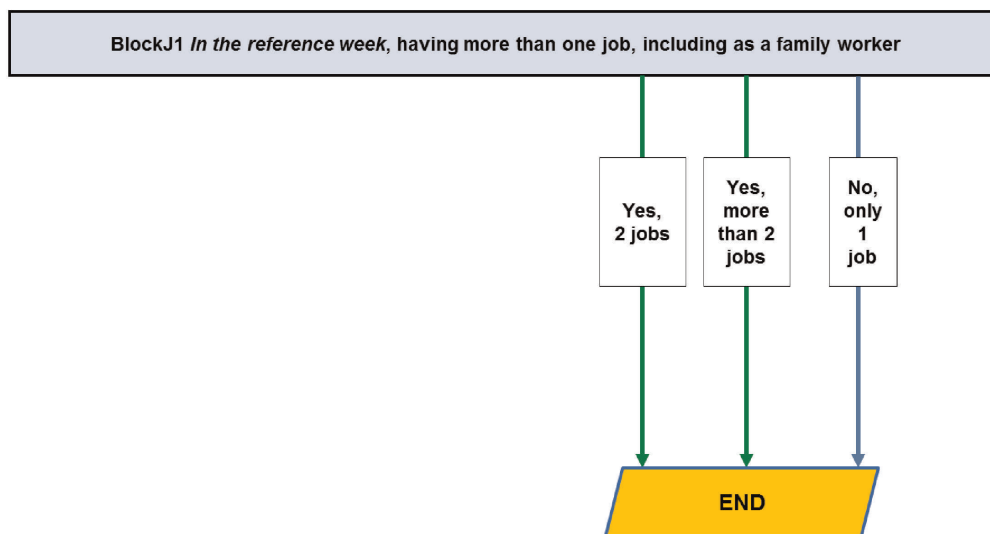
The expected total duration only refers to the main reason for the absence. For example, for individuals on parental leave, the length of the absence should exclude the maternity/paternity leave.

The expected total duration of the absence, as evaluated by the respondent, should be recorded. The respondent may rely on a particular law or agreement, but will generally answer according to their self-perception.

If the respondent does not know if the total duration of their absence is shorter or longer than 3 months, they should consider the time between the beginning of the absence for that reason and the end of the reference week.

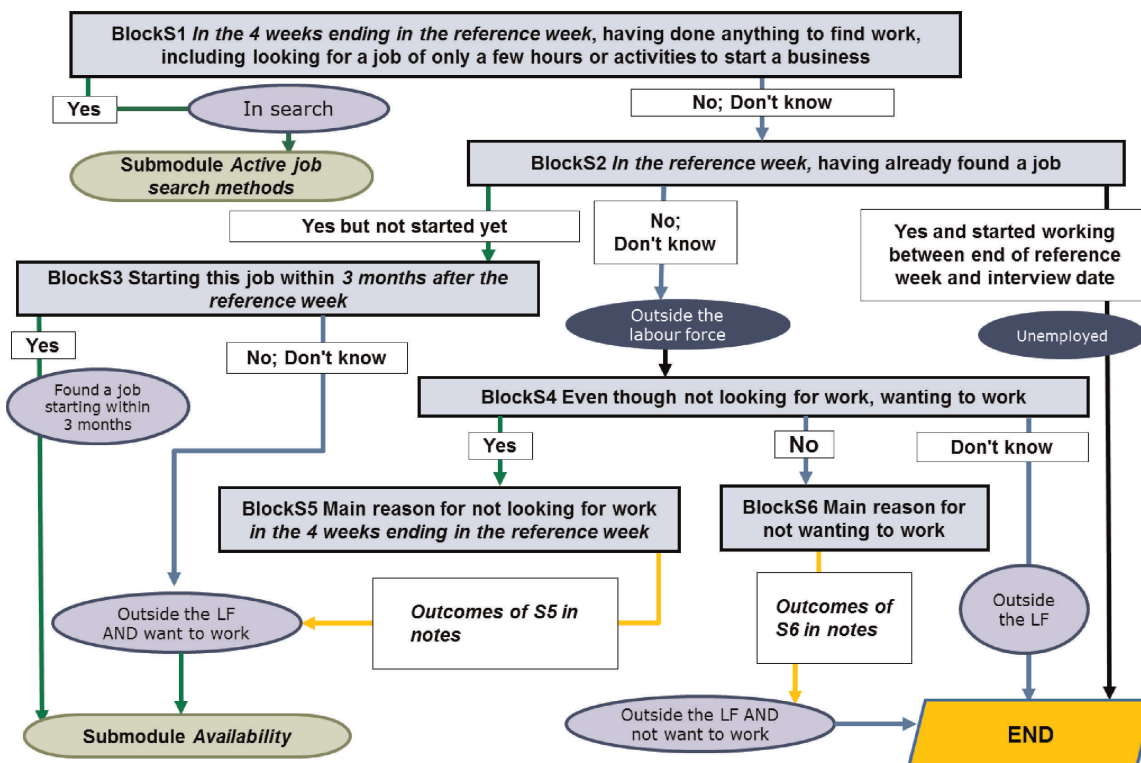
14. The flowchart for the submodule 'Second or multiple jobs' is defined as follows:

**Sub module 'Second or multiple jobs'**



15. The flowchart for the submodule 'Search for employment (for not employed persons)' and its associated notes are defined as follows:

**Submodule 'Search for employment (for not employed persons)'**



Notes:

**Block S1:**

The 'don't know' option is only proposed in proxy interviews.

**Block S2:**

Having already found a job includes seasonal workers who are not at work during the reference week (off-season) but expect to return to their seasonal job at the end of the off-season.

The 'yes and started working between reference week and interview date' option is proposed only if the interview date does not directly follow the reference week.

**Block S4:**

The 'don't know' option is only proposed in proxy interviews.

**Block S5:**

The list of options for the main reason for not looking for work includes:

- no suitable job is available [it must remain in first position];
- education or training;
- own illness or disability;
- care responsibilities;
- other family reasons;
- other personal reasons;
- awaiting recall to work (lay-off) [can be dropped if irrelevant];
- other reasons; or
- don't know.

Apart from first option, the order of possible responses can be decided by country according to national considerations. If the category 'laid off workers' does not exist in a country, the outcome 'awaiting recall to work' can be skipped in the national questionnaire.

'Care responsibilities' is limited to own children, partner children and to ill, elderly or incapacitated relatives. Persons caring for friends, for non-relatives or as volunteers should be classified in 'other personal reasons'.

**Block S6:**

The list of options for the main reason for not wanting to work includes:

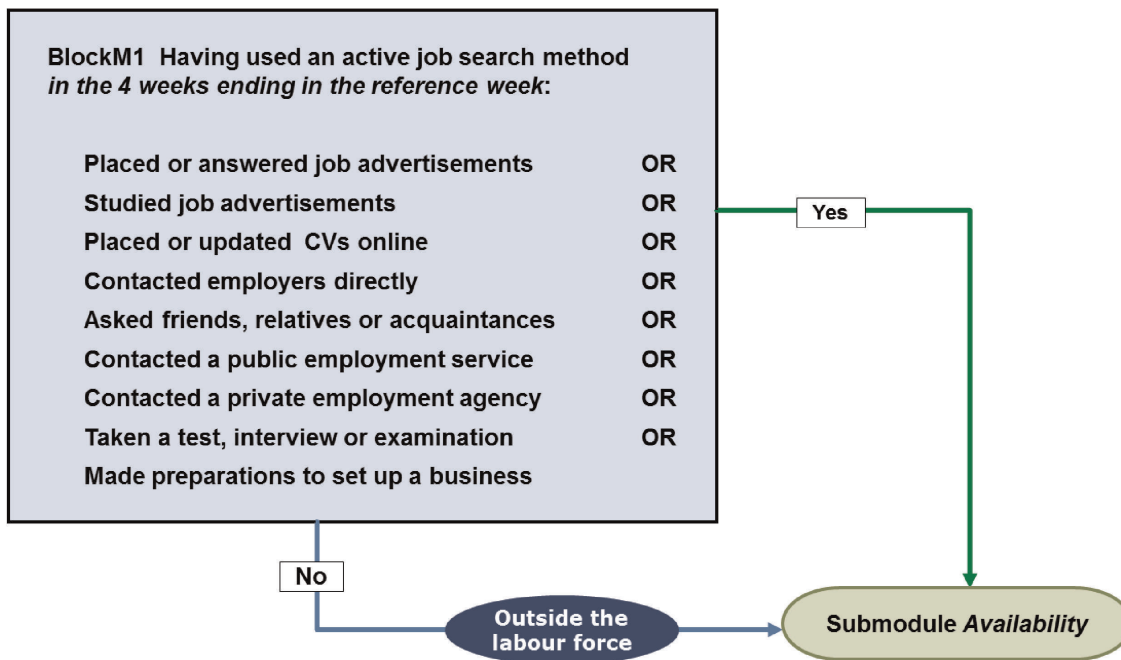
- education or training;
- own illness or disability;
- care responsibilities;
- other family reasons;
- other personal reasons;
- retirement;
- other reasons; or
- don't know.

The order and split of possible responses can be decided by country according to national considerations.

'Care responsibilities' is limited to own children, partner children and to ill, elderly or incapacitated relatives. Persons caring for friends, for non-relatives or as volunteers should be classified in 'other personal reasons'.

16. The flowchart for the submodule 'Active job search methods (for not employed persons)' and its associated notes are defined as follows:

**Submodule 'Active job search methods (for not employed persons)'**



Notes:

**Block M1:**

The order of the questions is flexible. Member States can choose the number of questions in the sense that at the first 'yes' answer this Block M1 can be closed, but if a Member State wishes to go further and collect information on all nine methods it is free to do so. Member States can also split any required information into several questions.

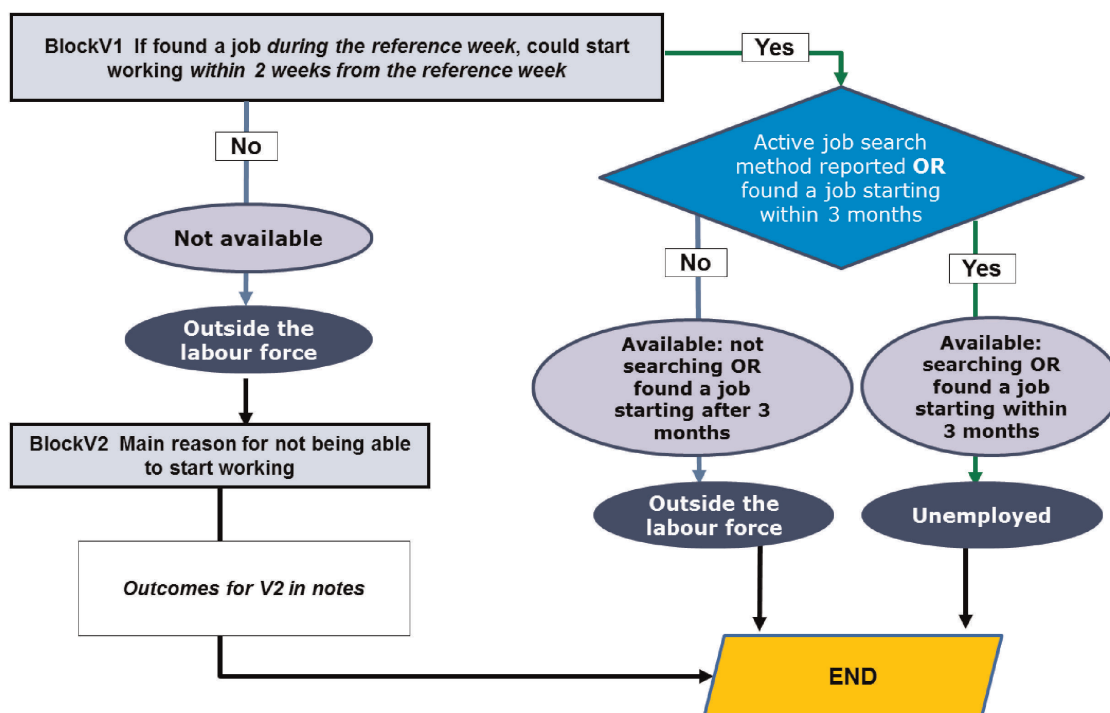
The 'asked friends, relatives or acquaintances' option includes asking about job opportunities, asking for help in creating and updating a CV online or for help to prepare for a test or an interview.

The 'contacted a public employment service' option refers to the respondent's job-search-related contacts, and not applying for unemployment benefits.

The information should be collected through closed questions. There should be no reclassification from open questions.

17. The flowchart for the submodule 'Availability to work (for not employed persons)' and its associated notes are defined as follows:

### Submodule 'Availability to work (for not employed persons)'



Notes:

#### Block V1:

If the respondent already said that they found a job, this Block can be rephrased as 'could start the job within 2 weeks from the reference week'.

#### Block V2:

The list of options for the main reason for not being available to start working within 2 weeks include:

- education or training;
- own illness or disability;
- care responsibilities;
- other family reasons;
- other personal reasons;
- other reasons; or
- don't know.

The order and split of possible responses can be decided by country according to national consideration.

If the respondent already gave an answer in Block S5, that answer can be copied in Block V2. In such a case, the two additional answer categories in Block S5 'no suitable job is available' and 'awaiting recall to work (lay-off)' can be recoded in Block V2 as 'other reasons'.



'Care responsibilities' is limited to own children, partner children and to ill, elderly or incapacitated relatives. Persons caring for friends, for non-relatives or as volunteers should be classified in 'other personal reasons'.

18. To reduce unnecessary burden, simplified rules are defined in the form of minimum required information to be asked by age group:

- People aged 15 to 69 are interviewed using the whole 'labour status module' in all interviews/waves according the applied rotation scheme.
  - People aged 70 to 74 are asked about the whole 'labour status module' in the first interview/wave and in the following interviews/waves as long as they are classified as being in the labour force at the previous interview. People aged 70 to 74 and classified as being outside the labour force at the previous interview can either be re-interviewed or their answers can be copied from the last available interview.
  - People aged 75 to 89 are asked only about the submodules 'At work', 'Absences from work' and 'Second or multiple jobs' in the first interview/wave. From the second interview, people aged 75 to 89 can either be re-interviewed or answers can be copied from the last available interview or from external sources if more relevant in a given national context.
  - Persons who are unable to work due to long-standing health problems are asked about the whole 'labour status module' in the first interview/wave and in the following interviews/waves as long as they are classified as being in the labour force at the previous interview. Persons who are unable to work due to long-standing health problems and are classified as being outside the labour force at the previous interview can either be re-interviewed or their answers can be copied from the last available interview.
-

*ANNEX III***Detailed arrangements and content of quality reports**

1. Member States shall transmit, for the labour force domain, quarterly accuracy reports and an annual quality report to the Commission (Eurostat).
  2. The quarterly accuracy reports shall contain basic information on the accuracy and reliability of the survey and describe changes in the basic concepts and definitions that affect the comparability over time. Member States shall transmit quarterly accuracy reports within 2 weeks after the defined quarterly labour force survey (LFS) data transmission deadlines.
  3. The annual quality report shall contain quality-related data and metadata and be transmitted to the Commission (Eurostat) within 3 months after the defined data transmission deadline for other LFS data.
-