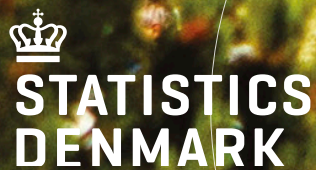


STATISTICAL YEARBOOK

2015



STATISTICS
DENMARK



Statistical Yearbook 2015

Statistical Yearbook 2015

Published by Statistics Denmark
June 2015
119th edition

ISBN 978-87-501-2178-7 (internet version)
ISSN 1601-1058 (internet version)

Statistical Yearbook Internet address: www.dst.dk/yearbook

Editors Senior Adviser Ulla Agerskov
Tel.: +45 39 17 39 39 - E-mail: uag@dst.dk

Senior Head Clerk Margrethe Pihl Bisgaard
Tel.: +45 39 17 31 62 - E-mail: mpb@dst.dk

Senior Head Clerk Pia Dyreby Poulin
Tel.: +45 39 17 35 54 - E-mail: pdf@dst.dk

Maps to which Danish Geodata Agency own the copyright have been used with the consent of the agency.

Type: Statistics Denmark, Copenhagen
Only published on the Internet
Photo on cover: Tobias Nørgaard Pedersen/Polfoto
Other photos: Scanpix, Polfoto, Imageselect and Norden.org

© Statistics Denmark 2015 No part of this book may be duplicated or circulated without prior written consent from Statistics Denmark in accordance with the current Copyright Act.

Exceptions are quotations; The Statistical Yearbook may be quoted when this edition is indicated as the source in accordance with good practice and to the extent that the purpose requires.

Enquiries Statistics Denmark
Sejrøgade 11
DK-2100 Copenhagen Ø
Denmark

Tel.: +45 39 17 39 17
E-mail: dst@dst.dk
Internet: www.dst.dk

Preface

The *Statistical Yearbook 2015* gives a description of life and living conditions in Denmark. The figures show the development of Danish society year by year. This has been the case every year since the first edition of the *Statistical Yearbook*, dating back to 1896.

The *Statistical Yearbook* is the most comprehensive of the publications published by Statistics Denmark, and it reflects the majority of the statistics compiled by Statistics Denmark.

Approximately 160 of the specialists working at Statistics Denmark have contributed to the yearbook. Furthermore, the yearbook also presents data compiled by other Danish authorities and institutions.

The yearbook is accessible in pdf format as from the first edition in 1896 and up to the present day at www.dst.dk/aarbog. Here, it is also possible to retrieve tables by searching electronically via specific words.

Any changes or corrections made to the tables of the yearbook are also available on the website mentioned.

References to additional data, e.g. available in the database StatBank Denmark or from external sources are shown at the bottom of the tables and figures in the yearbook.

The English version of the yearbook is available in pdf format at www.dst.dk/yearbook.

The present yearbook is edited by Ulla Agerskov, Senior Adviser, Margrethe Pihl Bisgaard, Senior Head Clerk and Pia Dyreby Poulin, Senior Head Clerk. We always welcome any comments or suggestions from our users. Please e-mail your suggestions to mpb@dst.dk.

Danmarks Statistik, maj 2015

Jørgen Elmeskov, rigsstatistiker

Steen Dahl Pedersen, kommunikationschef

Contents

Tables



Denmark

Population and elections

Population, immigrants and their descendants, citizenship, population forecasts, residence permits, mean age, fertility, mortality, names, family types, elections to the Folketing, elections to regional and municipal councils, European Parliament, referendums, elections to local church councils

1-54

Living conditions

Dwellings, house calls by doctors, hospital activity, sickness, occupational accidents, social assistance, housing benefits, pension payments, social security benefits, child care, maternity leave, elderly care, social institutions, home help, traffic accidents, offences reported, convictions, imprisonment, recidivism

55-135

Education and knowledge

Students, level of education, education and employment, R&D costs, ICT sectors in Denmark, usage of ICT, purchases on the internet, access to pc, ICT and telephony

136-153

Culture and National Church

Danish State Archives, zoological gardens, museums, libraries, newspapers, movies, cinemas, books, radio, TV, sports, theatres, advertising expenditure, Evangelical Lutheran Church in Denmark

154-184

Labour, earnings and income

Employment, commuting, absence, earnings, trade unions, daily cash benefits, unemployment, hours of work, labour market policy measures, vacancies, income

185-221

Prices and consumption

Consumer price index, detailed consumption expenditure, home appliances, beverages and tobacco, price trends, sales of real property, forced sales, motor vehicles

222-246

National accounts and government finances

National Accounts for Denmark, goods and services, production, generation of income, net value added, consumption, gross fixed capital formation, financial sector, financial accounts, gross value, gross operating surplus, hours worked for employees, gross domestic product, regions account, municipalities account, taxes and duties, expenditure and revenue of general government, subsidies, Danish official assistance to developing countries


247-308

Money and credit markets


Shares, interest rates, banks and mortgage credit institutions, finance companies, bonds, pension funds, foreign exchange reserve, money stock, consumer credit, national credit card, exchange rates

309-329

		Tables
	External economy	330-342
	Trade with other countries, major imported and exported commodities, trade in services, balance of payments	
	Business sector in general	343-352
	Business enterprises, workplaces, jobs, bankruptcies, accounts statistics	
	Business sectors	353-403
	Farms, livestock, crop production, cereals, furred animals, accounts statistics, intermediate consumption, forests, fisheries, manufacturing industry, construction, transport, tourism	
	Geography, environment and energy	404-419
	Area, nature, meteorological conditions, pollution, extraction of raw materials, consumption of drinking water, pesticides, energy balance sheet	
 Faroe Islands	Faroe Islands and Greenland	420
 Greenland	Summary tables of statistics showing the same subjects as those of Danish tables (e.g. area, population, incomes, fishery, construction, housing conditions, national accounts, etc.)	
 International statistics	International statistics	421-438
	Area, population, fertility, mortality, education, unemployment, cultural conditions, employment, output, pollution, prices, infrastructure, gross domestic product, balance of payments	
 Annexes	Dansk Industrial Classification and standard groupings	
	Definitions and glossary	
	Subject index	

Symbols		
	-	Nil.
	●	Not applicable.
	0	Less than 0.5 the final digit shown.
	0.0	Less than 0.05 the final digit shown.
	..	Available information not conclusive or withheld owing to nondisclosure practice.
	...	Data not available.
	*	Provisional or estimated figures.
	—	Break in a series, which means that data above the line are not fully comparable with data below the line.
		Refers from diagram in text section to table.
	Red writing	Red writing refers to corrections made since the first published version of the Statistical Yearbook.

Due to rounding, the figures given for individual items do not necessarily add up the corresponding totals show.



Statistical Yearbook is like the photo above that shows a small part of Copenhagen: A snapshot that reveals much about the Danes and the Danish society. Also, the yearbook describes the life in Denmark over time as regards population statistics, economy, culture, education, consumption etc.

Denmark



© Danish Geodata Agency