

Statistics for the Information Society and the Knowledge-based Economy

Methodological manual



STATISTICS
DENMARK



**Statistics for the
Information Society and the
Knowledge-based Economy
Methodological manual**

Published and printed
by Statistics Denmark
September 2004
Circulation: 300

Printed version
ISBN 87-501-1412-3

Internet version
ISBN 87-501-1413-1

Price: 233,00 DKK. incl. 25 % VAT

Helle Månsson
Statistics Denmark
Sejrøgade 11
DK - 2100 Copenhagen Ø
E-mail: HEJ@dst.dk
Phone: +45 39 17 31 13

Martin Lundø
Statistics Denmark
Sejrøgade 11
DK - 2100 Copenhagen Ø
E-mail: MLU@dst.dk
Phone: +45 39 17 38 73

© Statistics Denmark 2004

All rights reserved. No part of this book may be reproduced or transmitted in any form or by any means without permission in writing from the publisher according to the Danish Copyright Act.

Excepted from this is the quotation-right, which gives the right to use quotations with an indication of this publication as source in accordance with good custom and to the extent determined by the purpose.

Preface

This methodological manual for statistics and indicators on the Knowledge-based Economy (KE) and the Information Society (IS) has been prepared in an EU-funded Twinning Light project *Integration of Information Society Indicators into existing Surveys and Statistics* (LI2002/000.601.03.03.01 TWL). The manual was developed in close co-operation with Statistics Lithuania represented by Mr Gediminas Samuolis.

The manual aims at drawing up the status as regards especially the requirements for data laid down in EU regulations, ad-hoc projects and gentleman's agreements. It is obvious that IS and KE statistics are 'moving targets', as they concern areas that are developing rapidly. Therefore the manual reflects the status by the time of its creation in the summer 2004.

Besides drawing up the international requirements for data presented in the text and in the list of indicators, the manual also presents information related to the production of data, i.e. manuals and other guidelines, the classifications and delimitations used, international working groups and international databases.

The manual has been prepared by the project team Mrs Helle Månsson, Mrs Marlene R. Madsen, Mr Martin Lundø, Mr Jens Thomasen and Mr Henrik Bülow-Hansen, Statistics Denmark.

Statistics Denmark, September 2004

Jan Plovsing / Jens Thomasen

List of contents

0.	Preface	3
1.	Introduction	7
1.1	Aim, scope and background	7
1.2	The structure of the manual	7
2.	Delimitation of the concepts of Knowledge-based Economy and Information Society	9
2.1	The elements of the concept of Information Society	9
2.2	Information Society in a broader perspective: the Knowledge-based Economy	11
3.	International data requirements and guidelines	15
3.0	Introduction.....	15
3.1	Regulations	16
3.1.1	Information Society statistics regulation	16
3.1.2	eEurope	16
3.1.3	Science and technology regulation	17
3.1.4	Innovation	18
3.2	Gentleman agreements and ad-hoc projects	18
3.2.1	COINS	18
3.2.2	Ad-hoc projects	18
3.3	Manuals and other guidelines	20
3.3.1	Methodological manuals on Information Society Statistics	20
3.3.2	ICT use in enterprises, questionnaire for enterprise surveys	20
3.3.3	ICT usage in the Public Sector - a Nordic model questionnaire	20
3.3.4	ICT use in households and by individuals, questionnaire for household surveys	20
3.3.5	Canberra manual	21
3.3.6	Frascati manual	21
3.3.7	Technological balance of payment manual	21
3.3.8	Oslo manual	21
3.3.9	COINS manual and questionnaire	22
3.4	Classifications and delimitations	23
3.4.0	Introduction	23
3.4.1	Activity classifications	24
3.4.2	Product classifications	25
3.4.3	Other classifications	27
4.	Indicators and variables related to the Information Society	31
4.1	The structure and contents of the list	31
4.2	The list of indicators and variables by areas	33
4.2.1	Information Society – eEurope	33
4.2.2.a	ICT use in enterprises	45
4.2.2.b	ICT use in the financial sector	57
4.2.3	ICT use in the public sector	61
4.2.4	ICT use in households and by individuals	65
4.2.5	Research & Development and Innovation	73
4.2.6	Telecommunication (COINS)	77
4.2.7	Structural statistics	83
4.2.8	Structural indicators	87

Annexes

Annex 1 Regulations and decisions	93
Annex 2 Manuals	95
Annex 3 Classifications and nomenclatures	97
Annex 4 Delimitations related to the Information Society	99
ICT sector (NACE, rev. 1)	99
The Audiovisual sector (NACE, rev. 1)	100
High-tech manufacturing industries (NACE, rev. 1.1)	101
Knowledge-intensive services (NACE, rev. 1.1)	102
ICT products (Prodcom 1998)	103
ICT products (HS)	110
ICT products (HS 1996 and HS 2002)	115
Services types (Demand for services project)	121
Knowledge-based services (Business services project)	124
ICT services, draft (CPC)	127
Level of education (ISCED)	128
R&D personnel (ISCO 88)	129
Annex 5 International Working Groups	131
Annex 6 International databases	133

1. Introduction

1.1 Aim, scope and background

National statistical offices are confronted with various requirements for data by the national political and administrative institutions as well as from international bodies and other stakeholders. Such data requirements reflect the changing needs and the development of the society, and one of the most recent areas drawing a lot of attention, is the Information Society, where data are required in order to follow the many ways in which information technology affects economy and daily life of enterprises and citizens in a broad range of areas, spreading from health and education to the effects of ICT on productivity etc.

This manual deals with the international requirements in this area, supplied by ad-hoc projects and gentleman agreements.

1.2 The structure of the manual

The structure of the manual is as follows:

The second chapter describes the concepts of the KE and IS and the related concepts.

The third chapter focus on the current EU regulations, ad-hoc projects and gentleman's agreements, as well as on the manuals, guidelines and classifications related to these regulations and agreements.

Chapter 4 is the key element of the manual, listing the indicators and variables related to the KE and the IS. The indicators and variables are divided into sub-chapters according to their main statistical area.

The annexes 1-6 contains lists of regulations including their official legal reference (Annex 1), a list of manuals employed in statistics for the Knowledge-based Economy and the Information Society (Annex 2), an overview of classifications and nomenclatures (Annex 3), delimitations related to these areas, i.e. ICT products, Knowledge-based activities, the high-tech sector etc. (Annex 4), an overview of international working groups (Annex 5) and finally a list of international databases, where data can be found (Annex 6).

2. Delimitation of the concepts of Knowledge-based Economy and Information Society

2.1 The elements of the concept of Information Society

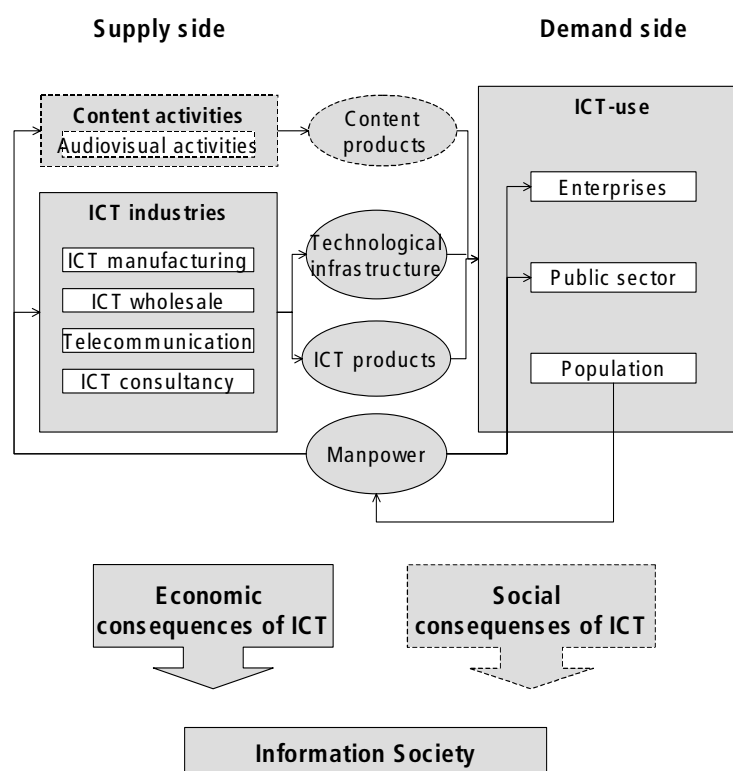
What is the Information Society? This is a relevant question, to which there is no simple and unambiguous answer. But still it is possible to find ways for a practical understanding of the concept of the Information Society.

In relation to statistics for the Information Society, the concept can be defined and delineated in a pragmatic way, based on the building blocks to be found in existing as well as new special statistics, and also in international requirements and recommendations.

The way that statistics concerning the Information Society is being developed is in many ways parallel to the development that has taken place in other statistical areas. But one crucial feature separates the Information Society from other areas: the rapid speed of progress, with which technology develops. This creates a need for new knowledge and updating of indicators and delineations.

The need for topicality necessitates changes, but at the same time it constitutes a challenge in connection with other demands and wishes for statistics, as intent of comparability over time and need for coherence between different areas. Therefore it is important to place the individual statistics in a contextual framework, which is illustrated below, cf. Figure 1.

Figure 1. The conceptual framework for statistics on the Information Society



Note: The dotted lines refer to areas that are less distinct from other statistical domains than information society statistics. The content producing activities, the so-called content-providers, as the audiovisual sector, which supply content for the Internet and other digital media, are included in the delineation of the supply side. The chart refers to open as well as closed economies. The supply and demand side does not need to be inside the same country.

Source: Statistics Denmark: The Danish Information Society –a statistical mosaic, 2000.

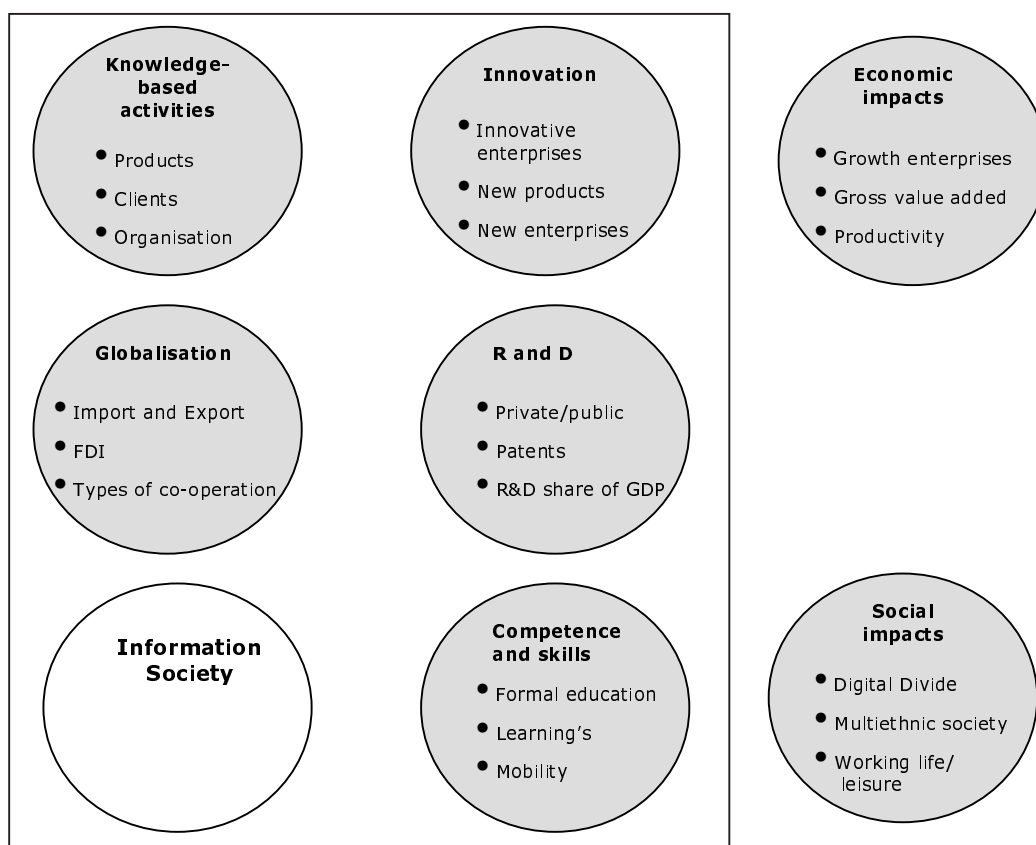
A basic distinction in the description of Information Society is made between the supply side, i.e. the economic activities producing ICT products and ICT services, and the demand side, using the products, i.e. in households, at working places, in the enterprises and the public sector. The official delineation of the supply side includes activities within ICT manufacturing, ICT wholesale, Telecommunication and ICT consultancy services. Retail sale of ICT products is not included although contributing considerably to retail trade turnover. The reason for this is predominantly that this retail trade takes place from a range of different shops within retail trade, including also non-specialised stores, warehouses, toy shops etc. Therefore it has not been considered possible to delineate those activities that contribute mainly to the turnover and employment regarding ICT retail trade, the risk being either a too narrow definition that does not capture the size even roughly, or a too broad definition covering a considerable share of non-relevant products, thereby overestimating the values, employment etc. relating to retail trade with ICT products. Also the structure of retail trade with ICT products is likely to be heterogeneous among Member States.

The link between supply and use exists not only in the shape of technology itself, but also in the shape of the labour force and its competences.

2.2 Information Society in a broader perspective: the Knowledge-based Economy

In the wider perspective, the Information Society is an integrated part of the Knowledge-based Economy (KE), cf. figure 2. The concept of KE is even broader and more difficult to define as the Information Society, and there is no existing official definition that can be used for the provision of statistics in this area. Instead this is illustrated by a range of conceptual areas related to the KE.

Figure 2. Conceptual areas related to Knowledge-based Economy



Source: Statistics Denmark: Strategy for future statistics on the Network Society and the Knowledge-based Economy.

The components or elements of this conceptual framework are described below, including reference to the statistics typically providing information of the requested type.

The knowledge-producing services sector

The concept of the knowledge-producing services sector includes the activities that produce services, containing an important element of communication or transfer of knowledge and consultancy to the customers. This area also includes the use of knowledge by enterprises, and possible consequences, among other things in the shape of changed relations concerning co-operation between the producer of knowledge and the recipient, and internal effects within the organisation.

Knowledge is difficult to measure, and has only during the latest decade been in the focus of statistics. The measurement of knowledge, how it is used, which results the use of it yields in economic terms etc., must be expected to be of increased interest in the coming years.

Delimitation of the concepts of Knowledge-based Economy and Information Society

Statistics in this field are typically provided by product statistics for the services sector, related to Eurostat's Business Services projects¹. The product statistics provide information on the composition of turnover in activities that are generally perceived to be knowledge-producing, i.e. Engineering services, ICT consultancy service, Marketing, Legal services etc.

Another source is the Eurostat ad-hoc project on Demand for services. This project develops a survey to be carried out during the autumn 2004 and data to be handed over to Eurostat by the end of 2004 for dissemination in 2005. The survey will cover the purchase of a range of services, of which some are directly linked to IS statistics, i.e. purchase of ICT services and telecommunications. The survey will not only cover quantitative but also qualitative aspects, relating to the geographic origin of the main service providers, barriers to purchasing services in other countries and the expected future development in service purchases.

In 2005 the EU Commission is expected to launch an ad-hoc survey on knowledge-management, which is likely to establish important and completely new statistical information on the ways knowledge is structured, used and organised in enterprises.

Research and Development (R&D)

R&D includes the research activities carried out by private enterprises as well as the public sector. The ability to create and make use of knowledge is considered a factor of increased importance to the development.

Data are provided by R&D surveys carried out in the EU Member States, and via analyses of Government budgets in the areas of R&D appropriations etc.

Innovation

Innovation is an element of great importance in the Knowledge-based Society. It comprises the ability of enterprises to create new products and production processes, but it also includes the ability of the society to provide the conditions for establishing new enterprises, and the availability of venture capital.

The importance of innovation in a policy context is emphasized in the Lisbon European Council conclusions, stating that EU should become the most competitive and dynamic knowledge-based economy in the world, capable of sustainable economic growth with more and better jobs and greater social cohesion, and that this should be achieved by "preparing the transition to a knowledge-based economy and society by better policies for the information society and R & D, as well as by stepping up the process of structural reform for competitiveness and innovation and by completing the internal market".

A main source of EU data is the Community Innovation Surveys (CIS), which concern enterprises innovation activities. Until now three coordinated surveys have been carried out in the Member States.

Competences and skills

Competences and skills comprise formal competence like education or vocational training, as well as informal competences and skills. This includes the combination of personal and professional qualifications that are important for the development of the Knowledge-based Society. Life-long learning in the form of continuous development and maintenance of qualifications are central elements of this area.

Data on formal education or vocational training obtained may be provided by various means as population registers, censuses or by statistics from educational institutions.

¹ See chapter 3.2.2 on ad-hoc projects.

Globalisation

The concept of globalisation is not expressed solely by traditional international trade, but also by the exchange of knowledge and services across borders. A characteristic of increased globalisation is the growing cross-border diffusion of investments and knowledge, which is also expressed by the migration of highly qualified persons in the labour force.

An area of specific interest in recent years is related to exports of services, i.e. of ICT services. Special measurement problems are related to digital delivery via the Internet to foreign enterprises. The ongoing project on establishment of a Balance of payment statistics covering all sectors is expected to give important new information.

Statistical data may be derived from various sources as foreign trade statistics, by the business services projects (see Ad-hoc projects, chapter 3.2.2) and by National Bank information on transactions etc.

Economic consequences

The economic consequences include the impacts of development and use of information technology, and its contribution to development of productivity. Investments, including immaterial investments, and capital are important elements.

Sources of data are data collected and reported to Eurostat according to the Structural Business Statistics Regulation, which includes data based on the accounts of enterprises etc.

A new project relates specifically to collecting data on expenditures and investments in ICT both in enterprises and in the public sector. The focus is on ICT used for general purpose, i.e. 1) ICT goods, 2) purchased software and 3) software produced on own account. The aim of this new project is to provide data which will improve estimates on ICT investments and thereby provide better assessment of their impact on overall productivity.

Social consequences

Social consequences are mainly related to the reactions of the labour market that can be identified as resulting from the development of the KE. Other important elements are the consequences arising from changes in the organisation of work, working time, creation of working places at home etc.

A range of statistical sources, specifically statistics concerning the labour market, may be used for analyses.

The Information Society

The elements included in the concept of Information Society relate in different ways to Information and Communications Technology. Among the elements are: Infrastructure, the supply side (the ICT sector), use of ICT in enterprises, by individuals and in the public sector. (See also chapter 2.1)

The ICT sector

The Information and Communication Technology is the pivotal point of the development of modern societies. The natural starting point of the statistical coverage of the Information Society is therefore the ICT sector, comprising activities as ICT manufacturing, Whole-sale trade, Telecommunication and ICT consultancy services². Knowledge about these activities, including also their products (goods and services) and labour force, is considered essential for understanding the development.

² See also Annex 4 on delimitation of the ICT sector.

Delimitation of the concepts of Knowledge-based Economy and Information Society

A general statistical coverage of the ICT sector is enabled by general business statistics, i.e. the data required by the Structural Business Statistics Regulation. Other statistical sources of information are provided by the Foreign Trade statistics and Domestic production statistics. Also statistics related to the Labour market provide important information, i.e. on the composition and qualifications of the labour force

In recent years new a more focused statistics has provided a broader statistical coverage. Among these new statistics are the ad-hoc surveys launched by Eurostat, concerning products statistics for knowledge-based services, cf. the chapter on the Knowledge-producing service sector above.

Another area of interest relates to the so-called content producing activities, covering the economic activities that produce contents, primarily in a digital form, typically audiovisual products (e.g. music, film etc.). Eurostat has collected a broad range of statistics on the Audiovisual sector during the recent years, based on gentleman's agreements running till 2004, covering both enterprise structure, production and use of various audiovisual products.

Infrastructure and use of ICT

ICT influences not only the sector producing ICT-products and -services. It also affects other sectors of the economy as well as the public sector and the population in general. It is important to enable statistical analysis of the existing as well as necessary infrastructure concerning telecommunications etc. A well-functioning ICT infrastructure enables a widespread use of ICT. Other important aspects concern the way in which the technology is used, whether in enterprises, in the public sector or by households and individuals.

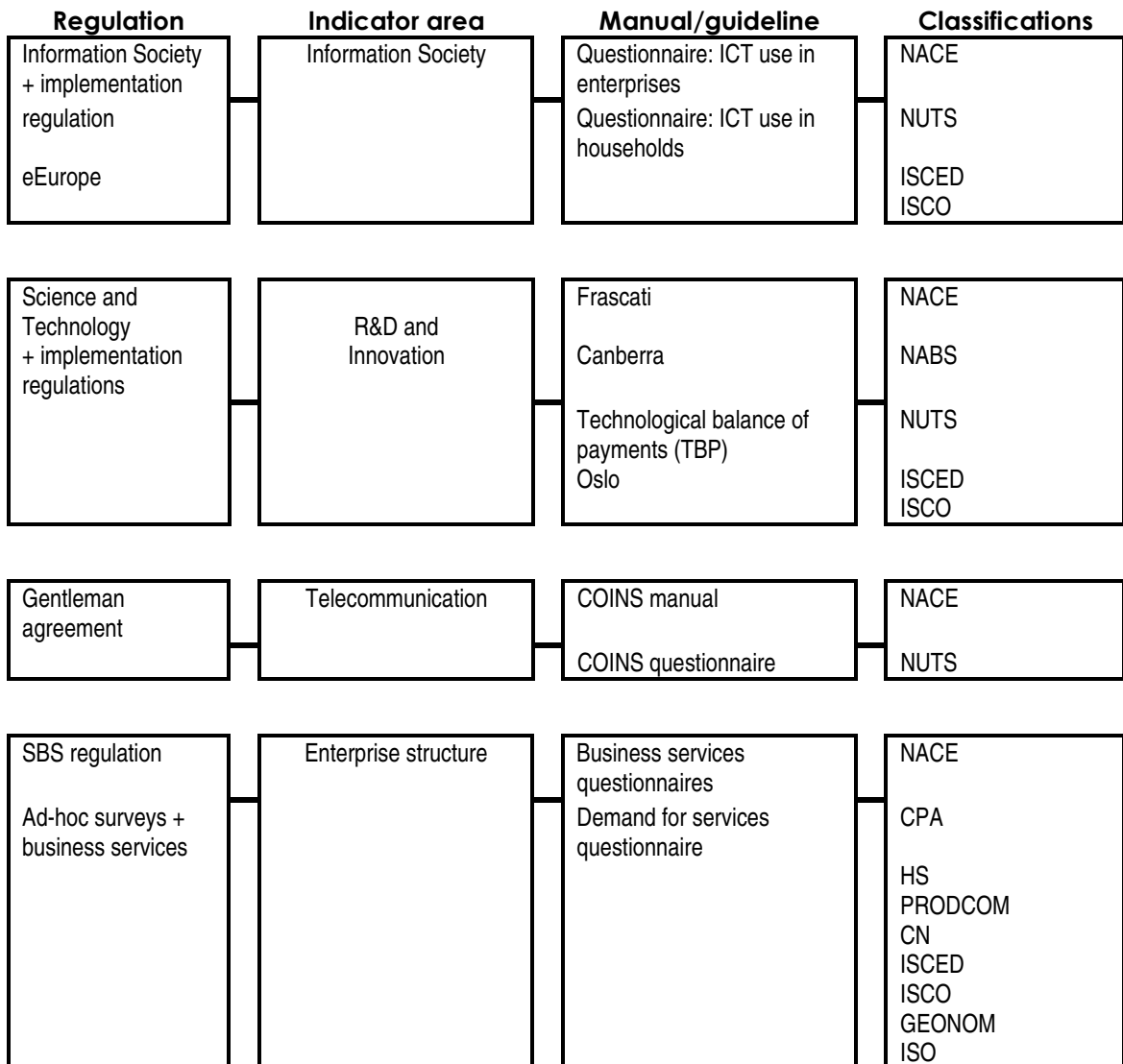
In recent years new statistics have been established concerning the use of ICT, in enterprises, in the public sector and by households/individuals, providing a basis for statistical analyses.

3. International data requirements and guidelines

3.0 Introduction

EU regulations and other, less formal types of agreements concerning statistics require specific data to be provided by the EU Member States. Regulations are often supplied by implementation rules, e.g. manuals, or proposed questionnaires to be used for a specific survey. From an overall perspective, the system of regulations, indicators and guidelines for the areas covered by this manual, is illustrated below in figure 3.

Figure 3.



3.1 Regulations

3.1.1 Information Society statistics regulation

A Council Regulation on IS statistics was approved in 2004, namely Council and European Parliament Regulation No 808/2004 concerning Community statistics on the information society. Among the objectives of the regulation are the annual production of harmonised ICT statistics for the Commission's services. Also The structural indicators, which are used in the annual Spring Report to the European Council require indicators based on coherent statistical information from the information society domain.

The regulation is an output orientated frame regulation where indicators will be developed and replaced by time. Thus not all indicators will be covered every year. The implementing measures will concentrate on the variables to be surveyed and model questionnaires will not be part of those. However, existing model questionnaire are foreseen to be continued for recommendation. The regulation will have effect from 2006-surveys as implementing measures must be set up 9 month before survey period - that is at spring 2005 at latest. The duration of the regulation is 5 years.

The coverage is ICT indicators on enterprises and households respectively. The areas are mentioned in the following. 'New' indicate that the area is not mentioned in e-Europe 2005.

Enterprises	- ICT systems and their usage	
	- Use of internet and other electronic networks	
	- e-commerce and e-business processes	
	- ICT competence and demand for ICT skills	New
	- ICT expenditure and investment	New
	- ICT security	
	- Perceived effects of ICT usage	New
Households	- Access to and use of ICT systems	
	- Use of Internet	
	- ICT security	
	- Barriers	
	- Perceived effects of ICT usage	New

The production of a Methodological manual on Information Society Statistics is foreseen (see 3.3 Manuals and other guidelines).

3.1.2 eEurope

The purpose of the eEurope 2002 and 2005 Actions Plans is to provide political focus on the importance of the e-economy for growth, productivity and employment and the importance of providing citizens with the access and skills needed to live and work in the information society. This follows closely the Lisbon 2000 declaration, where it was stated that the aim is to make the European Union the most competitive and dynamic knowledge-based economy in the world by 2010, capable of sustainable economic growth with more and better jobs and greater social cohesion.

The main purpose with the eEurope is to be able to do benchmarking and it forms part of the Lisbon process which is benchmarked by the structural indicators of which seven are information society indicators. The benchmarking is carried out by the Commission in cooperation with Eurostat and the National Statistics Institutes.

In the eEurope 2002 action plan benchmarking was based on 23 indicators endorsed by the Internal Market Council in November 2000. The definitions included specifications of sub-indicators,

frequency of collection and sources. The first analysis of eEurope 2002 indicators was given in a benchmarking report by the Commission³.

The eEurope 2005 action plan builds on this experience. It has a limited number of policy indicators, which are linked to the policy actions of eEurope 2005, making it easier to draw attention to results. The indicator list in eEurope 2005 consists of the following main groups; Citizens' access to and use of the internet, Enterprises' access to and use of ICT, Internet access costs, e-government, e-learning, e-health, Buying and selling on-line, e-business readiness, Internet users' experience and usage regarding ICT-security, Broadband penetration. In view of policy needs and structural change, there will be a need to assess in the future the feasibility of including impact indicators. A mid-term review was given by the Commission to the Council in February 2004⁴.

The main indicators relating to political goals are accompanied by supplementary statistical indicators providing technical data for analysis e.g. age, gender, size, sector. Finally, third country comparisons will be made to establish benchmarks and compare European Union results with the best in the world.

The sources of the indicators are mainly the NSI surveys (EU model surveys, ICT usage in enterprises and in households and by individuals). However, on certain areas there are some use of Commission studies, e.g. consultancy companies and Eurobarometer.

The political impact of benchmarking is maximised if it offers recent data to the Spring European Councils. This means that data must be available by November. The Eurobarometer surveys used for several indicators have the advantages of providing rapid results but their main disadvantage is that speed comes at the expense of quality. To improve quality the Commission has stated that greater use should be made of surveys undertaken by NSIs and Eurostat, and, when necessary by the Commission, additional ad hoc surveys. When carrying out the surveys all practical steps are taken to ensure quality and comparability of data across countries.

3.1.3 Science and technology regulation

Two legal acts regulate the area of R&D statistics. The basic legal act is Decision No 1608/2003/EC of the European Parliament and of the Council of 22 July 2003 concerning the production and development of Community statistics on science and technology, accompanied by the Commission Regulation of 22 April 2004 on the implementation of the Decision.

The areas covered by the implementing regulation are:

- statistics on research and development
- statistics on Government Budget Appropriations or Outlays on Research and Development (GBAORD)
- statistics on Human Resources in Science and Technology, including gender and mobility statistics (HRST), statistics on patents, statistics on high-technology industries and knowledge-based services and other statistics on science and technology.

The Community statistical programme constitutes the framework for the production of all Community statistics⁵ and it specifies the work programme for the production and improvement of statistics on science and technology for the period 2003 to 2007.

The variables, coverage of sectors etc. of two first areas covered by the regulation are specified in an Annex of the regulation, which may be revised at regular intervals. The regulation furthermore

³ Communication from the Commission to the Spring European Council in Barcelona The Lisbon Strategy – making change happen, Brussels 15.1.2002, COM(2002) 14 final.

⁴ Communication from the Commission to the Council, the European Parliament, the European Economic and Social Committee and the Committee of the Regions – eEurope Mid-term Review, Brussels 18.2.2004, COM(2004) 108 final.

⁵ Decision No 2367/2002/EC of the European Parliament and of the Council of 16 December 2002 on the Community statistical programme 2003 to 2007.

International data requirements and guidelines

states that statistics produced according to the annex should be based on harmonised concepts and definitions, contained in the most recent versions of the Frascati Manual, the Canberra Manual or other harmonised standards, and that the Member States should apply these harmonised concepts and definitions to the statistics to be compiled⁶.

3.1.4 Innovation

A Draft Commission Regulation on Innovation Statistics was discussed at the Statistical Programme Committee (SPC) meeting 27 May 2004⁷. The Draft relates to the Decision No 1608/2003/EC, cf. 3.1.3 Science and Technology regulation. The draft Commission Regulation on innovation statistics consists of a main body with the basic provisions, on the objective, scope, data compilation, methodology, data transmission and data quality. It contains a technical annex with in total 8 sections on the variables to be collected, the coverage, the frequency, the breakdown of results, the transmission delay, the methodology and the transition periods. The draft Commission Regulation on innovation statistics was discussed by the responsible working group on STI statistics, with a final round in March 2004.

The Draft Commission Regulation was adopted by the SPC in May 2004.

3.2 Gentleman agreements and ad-hoc projects

3.2.1 COINS

The Eurostat data collection on Communication and Information Services (COINS) is an exercise carried out on a voluntary basis, i.e. based on a gentlemen's agreement. Traditionally, the COINS data collection has included the following 2 groups in division 64 of the NACE nomenclature:

- 64.1 Post and courier activities
- 64.2 Telecommunication

The data on post and courier services has been collected on an annual basis (in autumn). In 2004 though, there are no plans on collecting data in this field. This is due to an outdated questionnaire on these activities and lack of interest from the Commission on obtaining these figures for the time being. Presently, it is uncertain whether or not data collection on post and courier services will be re-established for the 2005 survey round.

Since 2001 the telecommunication data has been obtained through collection in summer (Rapid inquiry) and in autumn (Full inquiry). This is due to the fact, that some of the variables are available earlier than others, which makes this area suitable for data collection in two steps. The questionnaire on telecommunication covers a wide range of indicators, which is updated annually due to a rapidly changing environment. In 2004 focus has been on the measurement of broadband and how to implement this in the data collection in an optimal way.

3.2.2 Ad-hoc projects

Product statistics for Business services

Within the framework of Eurostat product statistics surveys are carried out for selected activities within the services sector. By now – i.e. for the current survey, which covers the reference year 2003 - the activities covered are:

- ICT consultancy services (NACE 72)
- Legal service (NACE 74.11)
- Accounting & Business and management consultancy (NACE 74.12 + 74.14)

⁶ The concepts and definitions and their applications will be referred in the reports presented to the European Parliament and Council pursuant to Article 5 of Decision 1608/2003/EC.

⁷ Meeting document: EEA CPS 2004/53/1/EN: Draft Commission Regulation (EC) implementing Decision No. 1608/2003/EC of the European Parliament and of the Council concerning as regards statistics on innovation.

- Market research and public opinion polling (NACE 74.13)
- Architectural and engineering services (NACE 74.2)
- Technical testing and analysis (NACE 74.3)
- Advertising services (NACE 74.4)
- Labour recruitment and provision of personnel (NACE 74.5)

The product surveys give valuable information on the products produced by these - mostly knowledge-intensive - enterprises, as well as on the composition of products produced by enterprises carrying out these activities⁸. For most of the activities covered, the survey also includes questions on breakdown of turnover by type of client (enterprises, public sector, households and non-profit institutions) and by residency of client (resident, intra-EU and extra-EU).

During the most recent years two projects have been/are being carried out - projects that contribute to the knowledge on IS and the KE by shedding light on various aspects:

Inter-enterprise Relations

The Inter-enterprise relations project was carried out as an enterprise survey, taking place in 2003 in a range of EU Member states using a common questionnaire. The survey results delivered by each participating country to Eurostat were analysed during spring and summer 2004, and it is expected that results on EU-level will be published late 2004.

The survey aimed at shedding light on a variety of forms of co-operation between enterprises, based on the idea that such co-operation enhances the competitiveness by joining the forces and competences of enterprises thereby creating a synergetic effect.

In relation to statistics on the knowledge-based society the project gives information on the share of enterprises that co-operate with other enterprises, the motives for co-operation (economies of scale, flexibility, saving of resources etc.), the barriers (i.e. that risks compared to expected gains are perceived to be too high, fear of losing core competence, location of the enterprise etc.), and perceived influence of the co-operation on the competitiveness in recent as well as coming years.

Demand for services

The Demand for services project is under way, and the survey, which will take place in 8 EU Member States, is expected to be carried in the autumn 2004. The aim of the project is to throw light on the demand for services, cross-border barriers to purchase of services and to the composition of services purchased by different types of branches.

The breakdown of services introduced is likely to include ICT services, purchases related to tradable rights and R&D⁹, and will also include questions on investments in R&D, tradable rights etc., thereby giving information on activities that are typically knowledge-intensive. Not much statistical material is available on these areas on a comparable basis.

Knowledge management

In 2005 the Commission is expected to launch a new ad-hoc project on Knowledge management, but no details are available by the time of writing this report.

⁸ For product breakdown see Annex 4: Knowledge-based services (BS).

⁹ For services breakdown see Annex 4: Services (Demand for services).

3.3 Manuals and other guidelines

3.3.1 Methodological manuals on Information Society Statistics

The production of this manual is foreseen under Article 5 of the Regulation of the European Parliament and of the Council concerning the statistics on the Information Society. The Methodological Manual will consist of recommended guidelines for carrying out the surveys under the regulation - that is the surveys of ICT usage in enterprises and the households.

Compared to the Framework Regulation and the Implementing Regulation, the manual will deal with more detailed and supportive information concerning units and measures and recommended guidelines concerning the production methodology. The manual will refer to the model questionnaires on both surveys (see 3.3.2 and 3.3.4) as recommendations, however, the questionnaires will not be a part of the Implementing Measures.

Eurostat's aim is to present a first draft to the Working Group in its Autumn meeting 22-23 September 2004.

3.3.2 ICT use in enterprises –questionnaire for enterprise surveys

A model questionnaire and a guideline on the survey on ICT usage in enterprises is published by Eurostat every year in an ongoing dialogue with the EU Member countries. The model questionnaire and the guidelines for enterprises were developed by Eurostat for the 2001 pilot survey with starting point in work from OECD and the Nordic countries.

Since then the questionnaire have been revised every year in order to improve and follow up on an area characterized by constant development. Therefore it is created in a modular way to provide flexibility and possibilities for covering new areas of interests.

The purpose of the model questionnaire and guideline is to provide framework for compiling data on ICT usage in households and by population in the member states together with a set of basic definitions, and hereby ensure possibilities of benchmarking.

The model questionnaire has so far been a part of the voluntary cooperation between Member states and the Commission, supported by the latter. When the new regulation on Information Society Statistics is in force, the questionnaire is foreseen to function as recommendation only.

The modules of the 2005 model-questionnaire are:

- General information about ICT systems
- Use of Internet
- e-commerce via Internet
- e-commerce via EDI
- Perceived barriers to Internet sales

3.3.3 ICT usage in the Public Sector - a Nordic model questionnaire

There is no authoritative guideline on making surveys of public sector entities as the sector's ICT usage primarily is covered indirectly via the EU surveys of enterprises and households.

The Nordic statistical institutes have, however, developed some guidelines and indicators for the collection of internationally comparable data in "ICT Usage in the Public Sector - a Nordic model questionnaire". Local authorities were used as a reference frame, but most of the contents are generic to different kind of authorities and administrative units. The project was co-financed by the Nordic Council of Ministers, who published the report in 2003.

3.3.4 ICT use in households and by individuals –questionnaire for household surveys

A model questionnaire and a guideline on the survey on ICT usage in households and individuals is published by Eurostat every year in an ongoing dialogue with the EU Member countries. The

model questionnaire and the guidelines for households were developed by Eurostat for the 2002 pilot survey.

Since then the questionnaire have been revised every year in order to improve and follow up on an area characterized by constant development. Therefore it is created in a modular way to provide flexibility and possibilities for covering new areas of interests.

The purpose of the model questionnaire and guideline is to provide framework for compiling data on ICT usage in households and by population in the member states together with a set of basic definitions, and hereby ensure possibilities of benchmarking.

The model questionnaire has so far been a part of the voluntary cooperation between Member states and the Commission, supported by the latter. When the new regulation on Information Society Statistics is in force, the questionnaire is foreseen to function as recommendation only.

The modules of the 2005 model-questionnaire are:

- Access to selected Information and Communication Technologies
- Use of computers, location and frequency of use
- Use of the Internet
- Internet commerce details: activities and barriers
- e-skills

3.3.5 Canberra manual

The Canberra manual is a manual on the measurement of human resources (HR) devoted to science and technology (S&T) and the analysis of such data. The manual was prepared jointly by the OECD and the European Commission/Eurostat, and was published 1995.

Its purpose is to provide a framework for compiling data on stocks and flows of Human Resources in Science and Technology, for analysing profiles and trends and for preparing up-to-date series for the users, and it sets out basic definitions of the activities to be covered, the categories of personnel to be included and the variables of interest for a proper understanding of HRST stock and flow issues.

3.3.6 Frascati manual

The manual contains the main definitions and conventions for the measurement of research and experimental development (R&D), and is elaborated by OECD in 1994. The manual falls in two parts: The first one concerns the present recommendations and guidelines on the collection and interpretation of established R&D data. The second part consists of a range of annexes, which interpret and expand on the basic principles outlined in the main text.

3.3.7 Technological Balance of Payment manual

The Technological Balance of Payments – the TBP Manual – is a proposed standard method for surveys and data collection for trade in disembodied technology between countries. The manual was elaborated by OECD in 1990 according to the recommendations of the Technological Balance of Payment seminar held at OECD. The manual contributes to the methodology concerning the measurement of scientific and technological activities, and covers areas as transactions covered by TBP, TBP classification systems, survey and data collection methods, currency conversion and deflation and the interpretation of TBP data as Science and Technology indicators.

3.3.8 Oslo manual

The Oslo manual is a proposed guideline for collecting and interpreting technological innovation data. The manual is published by the Organisation for Economic Co-operation and Development (OECD) and it is based on consensus of views. Managed jointly by the OECD and the European Commission, it has been written for and by experts from some thirty countries that collect and analyse innovation data.

International data requirements and guidelines

The first version of the Oslo manual was issued in 1992. The second version consists of the original framework of concepts, definitions and methodology and updates them to incorporate survey experience and improved understanding of the innovation process and also take in a wider range of industries.

The manual provides guidelines by which comparable innovation indicators can be developed, and discusses the analytical and policy problems to which the indicators are relevant. In consequence of the policy and analytical needs, six key areas for study are identified; corporate strategies, the role of diffusion, sources of information for innovation, and obstacles to innovation, inputs to innovation, the role of public policy in industrial innovation, and innovation outputs.

3.3.9 COINS – manual and questionnaire

The methodological manual on telecommunication services published by the European Commission in 2001 provides guidelines for statistics on telecommunication and functions as a reference document to support work in this field. The manual has been updated since then, although not regularly, and gives an overview of the methodological work conducted in the field of telecommunication only.

3.4 Classifications and delimitations

3.4.0 Introduction

A range of classifications and nomenclatures are available as tools for classification, categorizations and organising of registers and data. In accordance with the demands for internationally comparable statistics, the development of common classifications etc., have been brought forward by supranational institutions as EU¹⁰ and OECD.

A classification is a set of discrete, exhaustive and mutually exclusive observations, which can be assigned to one or more variables to be measured in the collection and/or presentation of data.

The terms "classification" and "nomenclature" are often used interchangeably, despite the definition of a "nomenclature" being narrower than that of a "classification".

**Source: OECD, Glossary of statistical terms, see:
<http://cs3-hg.oecd.org/scripts/stats/glossary/search.asp>**

When focussing on the Knowledge-based Economy and the Information Society, many classifications may be in play, as these areas concern a broad range of statistics.

Classifications for activities and products

On the area of business and enterprises, the most commonly used classifications relate to activities and products. An overview is presented below showing the relation between the classifications. The activity classifications are commonly used for classifying the main activity of enterprises/local units in Business Registers etc. Many EU-countries have implemented national versions of the NACE with more detailed levels, typically with a more detailed coverage of areas that are important for the economy of the country. This means that the national breakdowns of NACE may vary considerably from one country to another, but still it is possible to compare business data on the common level, i.e. the NACE level.

Integrated statistical classifications concerning activities and products

	<u>Activities:</u>		<u>Products:</u>			
World:	ISIC	-	CPC	-----	HS	- SITC
EU:	 NACE	-	 CPA	-	 Prodcom	- CN
National level:	 National version of NACE	-	 National version of CPC	-	 National version of Prodcom	

¹⁰ See also Eurostat's Classification Server, *Ramon*, on Eurostat's homepage:
<http://europa.eu.int/comm/eurostat/ramon>.

3.4.1 Activity classifications

International Standard Industrial Classification of All Economic Activities (ISIC)

The nomenclature is developed by United Nations Statistics Division (UNSD). A standard classification of economic activities arranged so that entities can be classified according to the activity they carry out. The categories of ISIC at the most detailed level (classes) are delineated according to what is, in most countries, the customary combination of activities described in statistical units. ISIC is a four-digit code, which on its most detailed level consists of approximately 300 classes identified by four-digit numerical codes.

The groups and divisions, the successively broader levels of classification, combine the statistical units according to the character, technology, organization and financing of production. Wide use has been made of ISIC, both nationally and internationally, in classifying data according to kind of economic activity in the fields of population, production, employment, gross domestic product and other economic activities (Source: United Nations). ISIC is a basic tool for studying economic phenomena, fostering international comparability of data and for promoting the development of sound national statistical systems.

ISIC is the United Nations International Standard Industrial Classification of All Economic Activities. This classification is the international standard for the classification of productive economic activities. The main purpose is to provide a standard set of economic activities so that entities can be classified according to the activity they carry out. (The hierarchical structure of the classification comprises: Tabulation Categories: one letter alpha code A to Q, Divisions: two-digit codes, Groups: three-digit codes, Classes: four-digit codes.

latest version: Rev. 3 and Rev. 3.1 (draft).

Legal base: none.

Statistical Classification of Economic Activities in the European Community (NACE)

NACE is developed by Eurostat, the statistical office of the European Communities. NACE Rev. 1.1 is the classification of economic activities corresponding to ISIC Rev.3 at European level. Though more disaggregated than ISIC Rev.3.1, NACE Rev.1.1 is totally in line with it and can thus be regarded as its European counterpart. NACE has a four-level structure, and identifies 514 classes by a four-digit numerical code on its most detailed level.

Since the national economic structures vary considerably, there are branches of industry in NACE Rev. 1.1 which are not of importance or do not occur in all Member States (e.g. branches of mining and quarrying, manufacture of spacecraft, etc.). The NACE Rev. 1.1 Regulation allows the Member States to use a national version derived from NACE Rev. 1.1 for national purposes. Such national versions must, however, fit into the structural and hierarchical framework laid down by NACE Rev. 1.1.

Latest version: Rev. 1.1. Implementation date: 01.01.2003. A revision is foreseen for 01.01.2007.

Legal base: 1: Council of the European Communities Regulation (EEC) No. 3037/90 of 9 October 1990. 2: Commission Regulation (EC) No. 29/2002 of 19 December 2001 amending Council Regulation (EEC) No. 3037/90 on the statistical classification of economic activities in the European Community.

North American Industry Classification System (NAICS)

The NAICS was developed by Statistics Canada (Canada), Instituto Nacional de Estadística, Geografía e Informática (INEGI) (Mexico), Office and Management and Budget, Executive Office of the President (USA). The NAICS system provides common industry definitions for Canada,

Mexico, and the United States to facilitate economic analyses that cover the economies of the three North American countries. The development of NAICS was based on the following principles: (1) NAICS has been created on a production-oriented, or supply-based, conceptual framework. This means that producing units that use identical or similar production processes are grouped together; (2) The system gives special attention to developing production-oriented classifications for (a) new and emerging industries, (b) service industries in general, and (c) industries engaged in the production of advanced technologies; (3) Time series continuity is maintained to the extent possible; (4) The system strives for compatibility with the 2-digit level of the International Standard Industrial Classification of All Economic Activities (ISIC, Rev.3) of the United Nations. The USA, Canada and Mexico have developed national versions of NAICS. NAICS is a four-level numerical code, consisting of approximately 460 categories on its most detailed 5-digit level.

Latest version: 1997.

Legal base: none.

3.4.2 Product classifications

Combined Nomenclature (CN)

The CN nomenclature is the goods classification used within EU for the purpose of foreign trade statistics, and is also used by Directorate General "Taxation and Customs Union" of the European Commission for customs duty purposes. It is based on the HS, which it subdivides where necessary for purposes of external trade, agricultural regulation and customs duties. The nomenclature consists of 19,000 headings organized in five hierarchical levels, of which the 8-digit level is the most detailed.

Latest version: CN 2004.

Legal base: Council of the European Communities, Regulation No 2658/87, of 23 July 1987, on the tariff and statistical nomenclature and on the Common Customs Tariff (Basic regulation). The nomenclature is revised annually.

Statistical Classification of Products by Activity in the European Economic Community (CPA)

The CPA is the product- and services nomenclature of EU, and it is the European counterpart of the CPC, though it differs from the CPC by both the structure and by having a higher level of detail. The CPA is structured according to the criterion of economic origin, thereby being based on NACE. The CPA is structured in 6 levels, with a 6-digit code at the most detailed level, which consists of approximately 2,600 sub-categories. The first 4 digits correspond to NACE, (see below), which is the common activity classification of EU.

Latest version: 2002.

Legal base: Commission Regulation (EC) No 204/2002 of 19 December 2001 amending Council Regulation (EEC) No 3696/93 on the statistical classification of products by activity (CPA) in the European Community. A revision is foreseen for 01.01.2007.

Central Product Classification (CPC)

CPC is developed by the United Nations Statistics Division (UNSD). It is a classification of all goods and services, and presents categories for all products that can be the object of domestic or international transactions or that can be entered into stocks. It includes products that are an output of economic activity, including transportable goods, non-transportable goods and services. The CPC was developed to serve as an instrument for assembling and tabulating all kinds of statistics requiring product detail. Such statistics may cover production, intermediate and final consumption, capital formation, foreign trade or prices. They may refer to commodity flows, stocks or balances

International data requirements and guidelines

and may be compiled in the context of input-output tables, balance of payments and other analytical presentations. The CPC classifies products based on the physical characteristics of goods or on the nature of the services rendered. CPC is organized in a 5-level numerical structure of which the most detailed – a five-digit numerical code – consists of approximately 2,100 sub-classes.

The categories are based on the properties of each product. It has been aimed to establish a connection to ISIC (International Standard Industrial Classification, see below), and thereby to the principle of industrial origin.

Latest version: 2002 (CPC 1.1)

Legal base: none.

Harmonised Commodity description and coding system (HS)

The HS classification is a detailed international customs-administrative nomenclature, introduced in 1988, by the World Customs Organisation. The HS is organized in four hierarchical levels. The most detailed level is a sub-heading supplied by a 6-digit numerical code. In total the HS consists of approximately 7,500 headings.

The HS is a classification of goods by criteria based on raw materials and the stage of production of commodities. The industrial origin criterion is considered whenever it is compatible with the main criteria set out above. It also includes a set of explanatory notes and binding rules for interpretation, which form part of the Protocol of Agreement.

The HS is at the heart of the whole process of harmonisation of international economic classifications being jointly conducted by the United Nations Statistics Division and Eurostat. Its items and sub-items are the fundamental terms on which industrial goods are identified in product classifications.

Latest version: HS 2002.

Legal base: International Convention on the Harmonized Description and Coding System. Implementation date: 1st January 2002. It is in force until 31rd December 2006. It is in principle revised every few years, and next revision is planned to come into force 1st January 2007.

List of Products of the European Community (PRODCOM)

As a parallel to the activity-related product nomenclatures, EU has prepared a list of products for harmonised industrial product statistics, called PRODCOM. It covers production statistics for Mining and Quarrying, Manufacturing, and Electricity, Gas and Water Supply which is the sections C, D and E of NACE Rev.1.

The headings of the PRODCOM list are derived from the Harmonized System (HS) or the Combined Nomenclature (CN), which thus enables comparisons to be made between production statistics and foreign trade statistics. PRODCOM headings are coded using an eight-digit numerical code, the first six digits of which are, in general, identical to those of the CPA code. The PRODCOM list is therefore linked to, and consistent with, the central product classification.

Latest version: 2004.

Legal base: Council of the European Communities, Regulation (EEC) No 3924/91 of 19 December 1991 on the establishment of a Community survey of industrial production (Prodcom). Implementation date for the annual revisions is always the first of January. The Prodcom list 2004 is therefore in force from January 1st 2004 until December 31st 2004.

3.4.3 Other classifications

International Standard Classification of Education (ISCED)

The International Standard Classification of Education (ISCED) was developed by United Nations Educational, Scientific and Cultural Organization (UNESCO) in the early 1970's to serve 'as an instrument suitable for assembling, compiling and presenting statistics of education both within individual countries and internationally'.

The present classification, ISCED 1997, was approved by the UNESCO General Conference at its 29th session in November 1997. It was prepared by a Task Force under UNESCO and is the result of extensive calculations of worldwide representation. ISCED 1997 covers primarily two cross-classification variables: levels and fields of education. The purpose of ISCED is to serve as an instrument suitable for assembling, compiling and presenting comparable indicators and statistics of education both within individual countries and internationally. It presents standard concepts, definitions and classifications and it covers all organized and sustained learning opportunities for children, youth and adults. Furthermore, ISCED is a multi-purpose system, designed for education policy analysis and decision-making, whatever the structure of the national education systems and whatever the stage of economic development of a country.

The basic unit of classification in ISCED is the educational programme. Educational programmes are defined on the basis of their educational content as an array or sequence of educational activities, which are organized to accomplish a pre-determined objective or a specified set of educational tasks.

ISCED is based on a three-level structure, describing 7 levels of education (on level 1), 10 broad groups of education (second level) and 25 fields of education on the third level.

Latest version: 1997, implemented in 1998.

Legal base: none.

International Standard Classification of Occupation (ISCO)

The ISCO classification was designed by the Commission of the European Communities (Statistical Office/Eurostat). ISCO-88(COM) is the European Union variant of the International Standard Classification of Occupations. ISCO-88(COM) should not be regarded as a different classification from ISCO-88, but rather it is the result of a coordinated effort to implement ISCO-88 for census and survey coding purposes.

The framework for designing ISCO-88 has been based on two main concepts: the concept of the kind of work performed or "job", and the concept of "skill". "Job" - defined as a set of tasks and duties executed or meant to be executed by one person - is the statistical unit classified by ISCO-88.

The ISCO consists of approximately 550 headings in a 4-level grouping. Level 1 contains 10 major groups, the second level 28 sub-major groups, the third level 116 minor groups, and the most detailed level. level 4, identifies 390 unit groups.

Latest version: 1988.

Legal base: none.

Frascati Manual Classifications of Research and Development (Frascati)

The Frascati manual is developed by the Organisation for Economic Co-operation and Development (OECD), cf. above in chapter 3.3.6. The Frascati Manual includes guidelines for the measurement of scientific and technical activities and the proposed standard practice for surveys of research and experimental development. It is the basic international source of methodology for

International data requirements and guidelines

collecting and using research and development statistics. In the second part of the manual keys are found between R&D personnel categories in the Frascati manual and ISCED and ISCO-88.

Latest version: 1993. It is currently under revision.

Legal base: none.

Country Nomenclature for the External Trade Statistics of the Community and Statistics of Trade between Member States (GEONOM)

The GEONOM nomenclature is developed by Eurostat, the statistical office of the European Communities as a means for primarily external trade statistics for the European Community and statistics of trade between the Member States. The nomenclature defines economic as well as geographical zones. It contains approximately 250 categories identified by three-digit numerical codes.

Latest version: GEONOM 2004. If necessary the nomenclature is revised annually with the implementation date of the first of January.

Legal base: Commission Regulation (EC) No 2081/2003 of 27 November 2003 lays down the geographical nomenclature for 2004.

International Standard Codes for the Representation of the Names of Countries (ISO).

The ISO classification provides a unique two-letter code for each country listed in the ISO classification, as well as a three-digit numeric code (that used by the UN Statistical Office is automatically adopted), which is intended as an alternative for all applications that need to be independent of alphabet (or to save bits in computer storage). During the development of ISO 3166, a three-letter version was also provided to meet particular needs, such as those of individual organizations.

As far as possible, the codes used have a visual association with the full name of the country, so that it is easier to recognize, memorize and use the code.

Latest version: Fourth Edition (ISO 3166).

Legal base: none.

Nomenclature for the Analysis and Comparison of Scientific Programmes and Budgets (NABS)

The nomenclature is developed by Eurostat, the statistical office of the European Communities as a means of describing the appropriations of central government for research activities, and not for the actual execution of the work itself. It is a functional - and not an institutional - classification for analysing the public financing of research and development (R&D) on the basis of socio-economic objectives, which are pursued by the central governments or which are stated by them in drafting their budgets and programmes. The objectives met are based on considerations of scientific policy, rather than on criteria of organization, disciplines or product groups.

The NABS is organized as a three-level structure in which the first level consists of 13 chapters, the second of 102 groups, and the third level of 14 categories.

Latest version: 1992.

Legal base: none.

Nomenclature of Territorial Units for Statistics (NUTS)

The NUTS classification serves as a reference for the collection, development and harmonisation of Community regional statistics, for the socio-economic analyses of the regions, and for the framing of Community regional policies. The classification covers the 25 EU Member States by May 2004.

Below the country level, the NUTS is structured in 5 levels, of which only the first three are subject of the NUTS Regulation. On the third level it identifies 1,091 regions¹¹. The levels are classified to lie within the following population thresholds: level 1: 3 million – 7 million. Level 2: 800,000 –3 million, and level 3: 150,000 –800,000. Existing administrative units are used as the first criterion for definition of territorial units.

Latest version: 2003.

Legal base: Regulation (EC) No 1059/2003 of the European Parliament and of the Council of 26 May 2003 on the establishment of a common classification of territorial units for statistics (NUTS).

¹¹ Small countries like Lithuania, Luxembourg and Denmark have no breakdown on level 1 and 2, which consists of the country as a whole.

4. Indicators and variables related to the Information Society

4.1 The structure and contents of the list

Each indicator is described in the list through a range of variables that are meant to give central information for the preparation of the data. The variables of the indicator list are described below, including the codes used.

Content of indicator list

Variable	Content
1. Main statistical domain	The main IS- and KE-related statistical domain to which the indicator belongs
2. Area reference in requirements	Refers to the chapter or area in the legal acts, to which the indicator belongs
3. Indicator	The name of the indicator, i.e.: "Percentage of households or individuals with broadband access"
4. EU-requirements and recommendations	Code for the type of EU-requirement/other international requirements: eEU = eEurope 2005 ESqnn = Eurostat model questionnaires (enterprise and household surveys) IS = Regulation Information Society CD-ST = Council Regulation implementing Council Decision on Science & Technology, R&D statistics CD_I = Draft Council Regulation implementing Council Decision conc. Science & Technology, Innovation statistics SBS = Council and EP Regulation on Structural Business Statistics SI = Structural Indicators GA = Gentleman agreements/ad-hoc projects, EU
5. Number	The indicators number in relevant official document (regulation, proposed questionnaire etc.) if available
6. Definition	The definition offered by the official documents (regulation etc.) if available. May cover both definitions and delineations of other types, i.e. population concerned
7. Breakdown and coverage	Breakdown required, i.e. by NACE, division level, age groups of population etc.
8. Frequency	Frequency of data collection (A=annual, Q=quarterly etc. In some cases, i.e. R&D statistics, the frequency may be 'Every 4 years')
9. Reference period	Reference period for the data collected to cover, i.e. '2004 q1' = first quarter of 2004
10. Dates of delivery	Date of delivery of data i.e. for Eurostat (format: yyyy mmm, or 't + 2' indicating that data should be delivered by 't' (=end of reference period) + 2 (months)
11. EU data reference	The source of data if provided by official document (regulation etc.), i.e. Commission study, NSI ICT household survey etc.

4.2.1 Information Society

Main statistical domain	Area reference in requirements	Indicator	EU requirements and OECD recommendations	Number	Definition	Breakdown and coverage	Frequency	Reference period	Dates of delivery	EU data reference
ICT use in households and by individuals	Internet indicators	Percentage of households or individuals having access to the Internet at home	eEU	A1	Population 16-74 years.	Age, gender, employment status, education level	A	2004 q1 2005 q1	2004 Oct 2005 Oct	Eurostat/ NSI ICT household survey
ICT use in households and by individuals	Internet indicators	Percentage of individuals regularly using the Internet	eEU	A2	Population 16-74 years. Regularly defined as at least weekly. Use: includes all locations and methods of access.	Age, gender, employment status, education level	A	2004 q1 2005 q1	2004 Oct 2005 Oct	Eurostat/ NSI ICT household survey
ICT use in households and by individuals	Internet indicators	Percentage of households or individuals with access to the Internet broken down by device for accessing via PC, digital TV, mobile device (include all forms of mobile access; handheld computer, mobile phone, identifying 3G (UMTS) Separately when available)	eEU	A3	Households or individuals with access to the Internet	Device for accessing (PC, digital TV, mobile device (include all forms of mobile access; handheld computer, mobile phone, identifying 3G (UMTS) separately when available)	A	2004 q1 2005 q1	2004 Oct 2005 Oct	Eurostat/ NSI ICT household survey
ICT use in households and by individuals	Internet indicators	Percentage of individuals with access to the Internet broken down by place of access (home, workplace, place of education, Internet cafe, PIAP etc)	eEU	A4	Individuals with access to the internet	Place of access (home, workplace, place of education, Internet cafe, PIAP (Public Internet Access points) etc.	A	2004 q1 2005 q1	2004 Oct 2005 Oct	Eurostat/ NSI ICT household survey
ICT use in households and by individuals	Internet indicators	Percentage of individuals using the Internet for specific purposes (broken down by purposes: sending/receiving emails, finding information about goods and services, reading/downloading online newspapers, playing/downloading games and music, internet banking) in the previous 3 months	eEU	A5	Individuals using the Internet for specific purposes within the last 3 months	purposes (sending/receiving emails, finding information about goods and services, reading/downloading online newspapers, playing/-downloading games and music, internet banking) in the previous 3 months	A	2004 q1 2005 q1	2004 Oct 2005 Oct	Eurostat/ NSI ICT household survey
ICT use in households and by individuals	Internet indicators	Percentage of households or individuals connected in Objective 1 regions	eEU	A6	Households or individuals with access to the Internet		A	2004 q1 2005 q1	2004 Oct 2005 Oct	Eurostat/ NSI ICT household survey
ICT use in enterprises	Enterprises' access to and use of ICT	Percentage of persons employed using computers connected to the Internet, in their normal work routine	eEU	B1	Enterprises.	Enterprise size (10-49; 50-249; 250+) and activity (Nace section D, F, G, H, I, K) For section K: Data for Nace sections J and 92.1 (motion picture and video activities) plus 92.2 (radio and television activities) to be provided from 2004 onwards.	A	2004 q12005 q1	2004 Oct 2005 Oct	Eurostat/ NSI ICT enterprise survey
ICT use in enterprises	Enterprises' access to and use of ICT	Percentage of enterprises having access to the Internet	eEU	B2	Enterprises.	Same as B1	A	2004 q1 2005 q1	2004 Oct 2005 Oct	Eurostat/ NSI ICT enterprise survey

4.2.1 Information Society

Main statistical domain	Area reference in requirements	Indicator	EU requirements and OECD recommendations	Number	Definition	Breakdown and coverage	Frequency	Reference period	Dates of delivery	EU data reference
ICT use in enterprises	Enterprises' access to and use of ICT	Percentage of enterprises having a website/homepage	eEU	B3	Enterprises.	Same as B1	A	2004 q1 2005 q1	2004 Oct 2005 Oct	Eurostat/NSI ICT enterprise survey
ICT use in enterprises	Enterprises' access to and use of ICT	Percentage of enterprises using Intranet/Extranet	eEU	B4	Enterprises.	Same as B1	A	2004 q1 2005 q1	2004 Oct 2005 Oct	Eurostat/NSI ICT enterprise survey
ICT use in enterprises	Enterprises' access to and use of ICT	Percentage of enterprises with persons working part of their time away from the enterprises' premises and accessing the enterprises IT-systems from there	eEU	B5	Enterprises. Minimum average of half a day a week	See 4.2.2.a	A	2004 q1 2005 q1	2004 Oct 2005 Oct	Eurostat/NSI ICT enterprise survey
ICT infrastructure	Internet access costs	Costs of Internet access broken down by different frequency of use	eEU	C1	Prices to be indicated separately for XDSL, cable modem and dial-up access at peak and off-peak times; prices should include VAT	Frequency of use (20, 30, 40 hrs/month, unmetered rates)	A	2004 q1 2005 q1	2004 Oct 2005 Oct	Commission study + OECD for non-EU comparison
ICT infrastructure	Internet access costs	Identification of cheapest broadband access by type in each Member State	eEU	C2	no definition					Commission study
ICT usage in the public sector	Modern online public services	No. of basic public services fully available online	eEU	D1	20 basic services as approved by the Internal Market/Consumers/Tourism Council of 12 March 2001 for the first eEurope benchmarking exercise.	The methodology used for collecting information on availability will be the same as that used for eEurope 2002	A	2004 q1 2005 q1	2004 Oct 2005 Oct	Commission study
ICT use in households and by individuals	Modern online public services	Percentage of individuals using the Internet for interacting with public authorities broken down by purpose	eEU	D2	Individuals using the internet for interacting with public authorities	Purposes: obtaining information, obtaining forms, returning filled in forms	A	2004 q1 2005 q1	2004 Oct 2005 Oct	ICT household survey
ICT use in enterprises	Modern online public services	Percentage of enterprises using the Internet for interacting with public authorities broken down by purpose	eEU	D3		Purposes: obtaining information, obtaining forms, returning filled in forms, full electronic case handling	A	2006 q1 2005 q1	2006 Oct 2005 Oct	Eurostat/NSI enterprise survey
ICT usage in the public sector	Modern online public services	No. of available basic public on-line services with integrated digital back office processes	eEU	D4	Example of additional indicator to be the subject of pilot studies with a view to examination of their feasibility at the mid-term review or earlier if possible				-	Commission Study

4.2.1 Information Society

Main statistical domain	Area reference in requirements	Indicator	EU requirements and OECD recommendations	Number	Definition	Breakdown and coverage	Frequency	Reference period	Dates of delivery	EU data reference
ICT usage in the public sector	Modern online public services	Public procurement processes that are fully carried out online (electronically integrated) in % (by value) of overall public procurement	eEU	D5	Example of additional indicator to be the subject of pilot studies with a view to examination of their feasibility at the mid-term review or earlier if possible				-	Commission Study
ICT usage in the public sector	Modern online public services	Percentage of public authorities using open source software	eEU	D6	Example of additional indicator to be the subject of pilot studies with a view to examination of their feasibility at the mid-term review or earlier if possible				-	Commission Study
e-learning	e-learning	Number of pupils per computer with Internet connection (broadband/non-broadband)	eEU	E1	Only computers used for teaching purposes to be included.	No further definition given by Eurostat	A	2004 q1 2005 q1		Commission study
e-learning	e-learning	Percentage of individuals having used the Internet in relation to training and educational purposes	eEU	E2	Individuals using the Internet for training and educational purposes	Formalised educational activities (school, university etc.); post educational courses; other courses related specifically to employment opportunities				ICT usage in the public sector
e-learning	e-learning	Percentage of enterprises using e-learning applications for training and education of employees	eEU	E3	Enterprises	No further definition given by Eurostat				Commission study
e-health	e-health	Percentage of Population (aged 16 and over) using Internet to seek health information	eEU	F1	Population age 16(+) using Internet. Health information covers injury, disease and nutrition	Frequency: (daily, weekly, monthly, rarely, never) Demographic data: (age, gender) General searches/ search for named practitioner If named practitioner: breakdown by purpose (make appointment, request prescription, seek medical advice)	A	2004 q1 2005 q1	2004 Oct 2005 Oct	ICT household survey
e-health	e-health	Percentage of general practitioners using electronic patient records	eEU	F2	General practitioners		A	2004 q1 2005 q1	2004 Oct 2005 Oct	?
ICT usage in enterprises/(e-commerce)	Buying and selling on-line	Percentage of enterprises' total turnover from e-commerce	eEU	G1	e-commerce as defined by OECD (including both broad and narrow definition). On-line buying and selling: includes both via Internet and EDI. Sales: include those to business partners (B2B) and private customers (B2C) but only enterprises buying/selling more than 1% on-line should be included	Enterprise size by number of employees (10-49; 50-249; 250+) Activity (Nace sections D, F, G, H, I, K, 92.1+ 92.2)	A	2004 q1 2005 q1	2004 Oct 2005 Oct	Eurostat/ NSI enterprise survey

4.2.1 Information Society

Main statistical domain	Area reference in requirements	Indicator	EU requirements and OECD recommendations	Number	Definition	Breakdown and coverage	Frequency	Reference period	Dates of delivery	EU data reference
ICT usage in households and by individuals (e-commerce)	Buying and selling on-line	Percentage of individuals having ordered/bought goods or services for private use over the Internet in the last 3 months	eEU	G2	Individuals having used the Internet in the last 3 months		A	2004 q1 2005 q1	2004 Oct 2005 Oct	Eurostat/ NSI household survey
ICT usage in enterprises/(e-commerce)	Buying and selling on-line	Percentage of enterprises having received orders on-line	eEU	G3	See 4.2.2.a	Enterprise size by number of employees (10-49; 50-249; 250+) Activity (Nace sections D, F, G, H, I, K, 92.1+ 92.2)	A	2004 q1 2005 q1	2004 Oct 2005 Oct	Eurostat/ NSI enterprise survey
ICT usage in enterprises/ (e-commerce)	Buying and selling on-line	Percentage of enterprises having received on-line payments for Internet sales	eEU	G4	See 4.2.2.a	Enterprise size by number of employees (10-49; 50-249; 250+) Activity (Nace sections D, F, G, H, I, K, 92.1+ 92.2)	A	2004 q1 2005 q1	2004 Oct 2005 Oct	Eurostat/ NSI enterprise survey
ICT usage in enterprises/(e-commerce)	Buying and selling on-line	Percentage of enterprises having purchased on-line	eEU	G5	See 4.2.2.a	Enterprise size by number of employees (10-49; 50-249; 250+) Activity (Nace sections D, F, G, H, I, K, 92.1+ 92.2)	A	2004 q1 2005 q1	2004 Oct 2005 Oct	Eurostat/ NSI enterprise survey
ICT usage in enterprises (e-business)	e-business readiness	e-business index: Adoption of ICT by business	eEU	H(a)	A mathematical function has been defined combining key internal and external business processes, which enterprises in Member States conduct using integrated digital means. Composition as well as individual components shall be evaluated. Results of exercise to be reported to the Council at end of 2003	Components of Index: (all in per cent of enterprises). Enterprises that use Internet. Enterprises that have a web site/home page. Enterprises that use at least two security facilities at the time of the survey. Total number of persons employed using computers in their normal work routine (at least once a week). Enterprises having a broadband connection to the Internet. Enterprises with a LAN and using an Intranet or Extranet	A, if launched	2004 q1 2005 q1		Eurostat/ NSI enterprise survey / Commission study

4.2.1 Information Society

Main statistical domain	Area reference in requirements	Indicator	EU requirements and OECD recommendations	Number	Definition	Breakdown and coverage	Frequency	Reference period	Dates of delivery	EU data reference
ICT usage in enterprises (e-business)	e-business readiness	e-business index:Use of ICT by business	eEU	H(b)	A mathematical function has been defined combining key internal and external business processes, which enterprises in Member States conduct using integrated digital means. Composition and components to be evaluated. Results of exercise:reported to the Council, end of 2003	Components: (all in per cent of enterprises). Enterprises having purchased products / services' via the internet, EDI or any other computer mediated network where these are >1% of total purchases. Enterprises having received orders via the internet, EDI or any other computer mediated network where these are >1% of total turnover. Enterprises whose IT systems for managing orders or purchases are linked automatically with other internal IT systems. Enterprises whose IT systems are linked automatically to IT systems of suppliers or customers outside their enterprise group. Enterprises with Internet access using the internet for banking and financial services. Enterprises that have sold products to other enterprises via a presence on specialised internet market places.	A, if launched	2004 q12005 q1		Eurostat/NSI enterprise survey / Commission study
ICT use in households and by individuals (security)	Internet users' experience and usage regarding ICT-security	Percentage of individuals with Internet access having encountered security problems	eEU	I1	Security problems defined for individuals as payment card fraud, computer viruses and abuse of personal information		A	2004 q1 2005 q1	2004 Oct 2005 Oct	Eurostat/NSI ICT household survey
ICT use in enterprises (security)	Internet users' experience and usage regarding ICT-security	Percentage of enterprises with Internet access having encountered security problems	eEU	I2	Security problems defined as computer virus attack resulting in loss of information or working time, unauthorised access to systems or data and blackmail/threats against the enterprise data or software that have occurred in the last 12 months	Enterprise size (10-49; 50-249; 250+) by number of employees	A	2004 q12005 q1	2004 Oct 2005 Oct	Eurostat/NSI ICT enterprise survey

4.2.1 Information Society

Main statistical domain	Area reference in requirements	Indicator	EU requirements and OECD recommendations	Number	Definition	Breakdown and coverage	Frequency	Reference period	Dates of delivery	EU data reference
ICT use in households and by individuals (security)	Internet users' experience and usage regarding ICT-security	Percentage of individuals having taken ICT precautions within the last 3 months	eEU	I3	See 4.2.3 indicator number C4					Eurostat/ NSI ICT household survey
ICT use in enterprises (security)	Internet users' experience and usage regarding ICT-security	Percentage of enterprises having taken ICT precautions	eEU	I4	See 4.2.2.a indicator number B9-B11					Eurostat/ NSI ICT enterprise survey
ICT use in enterprises/ households and by individuals (security)	Internet users' experience and usage regarding ICT-security	Percentage of individuals and enterprises that have installed security devices on their PCs and updated them within the last 3 months	eEU	I5	See 4.2.3 indicator number C5 and 4.4.2.a B11					Eurostat/ NSI ICT household survey
ICT use in households and by individuals	Broadband penetration	Availability of broadband access measured by percentage of total households or individuals by access platform	eEU	J1	Households and individuals. Broadband defined as high speed e.g.: xDSL, cable, satellite, fixed-wireless, LAN and UMTS (in future). Availability of broadband access measured by percentage of the total households or individuals that are connectable to an exchange that has been converted to support xDSL-technology, to a cable network that has been upgraded for Internet traffic, or to other broadband technologies (further study be undertaken regarding the inclusion of other access platforms as they become more available and in demand)	Tables to be broken down by type of entity	A	2004 q12005 q1	2004 2005 Oct Oct	Commission study/ Eurostat/ NSI ICT household survey

4.2.1 Information Society

Main statistical domain	Area reference in requirements	Indicator	EU requirements and OECD recommendations	Number	Definition	Breakdown and coverage	Frequency	Reference period	Dates of delivery	EU data reference
ICT use in enterprises	Broadband penetration	Percentage of enterprises with broadband access	eEU	J2	Enterprises. Broadband defined as high speed e.g.: xDSL, cable, satellite, fixed-wireless, LAN and UMTS (in future). Availability of broadband access measured by percentage of the total number of enterprises that are connectable to an exchange that has been converted to support xDSL-technology, to a cable network that has been upgraded for Internet traffic, or to other broadband technologies (further study be undertaken regarding the inclusion of other access platforms as they become more available and in demand)		A	2004 q1 2005 q1	2004 Oct 2005 Oct	Commission study/Eurostat/NSI ICT enterprise survey
ICT use in households and by individuals	Broadband penetration	Percentage of households or individuals with broadband access	eEU	J3	Households or individuals. Broadband defined as high speed e.g.: xDSL, cable, satellite, fixed-wireless, LAN and UMTS (in future).		A	2004 q1 2005 q1	2004 Oct 2005 Oct	Commission study/Eurostat/NSI ICT household survey
ICT use in the public sector	Broadband penetration	Percentage of public administrations with broadband access	eEU	J4	Public administrations. Broadband defined as high speed e.g.: xDSL, cable, satellite, fixed-, wireless, LAN and UMTS (in future).		A	2004 q1 2005 q1	2004 Oct 2005 Oct	Commission study
ICT infrastructure	Broadband penetration	Difference between availability and penetration of broadband access broken down by type of access	eEU	J5	Households/enterprises	Type of access				
ICT use in households and by individuals	Broadband penetration	Percentage of households or individuals equipped with home networking connections	eEU	J6	Households or individuals. Supplementary statistical indicator to be included where and when appropriate					
ICT investments	Information Technology expenditure	Expenditure on Information Technology as a percentage of GDP.	SI	-			A			EITO in 2004. Member-state data (NA) in 2005 or EITO.

4.2.1 Information Society

Main statistical domain	Area reference in requirements	Indicator	EU requirements and OECD recommendations	Number	Definition	Breakdown and coverage	Frequency	Reference period	Dates of delivery	EU data reference
ICT sector	Business services	Distribution of turnover by services products	GA	-		Breakdown by NACE (NACE division 72, 74.12+74.14, 74.11, 74.13, 74.20, 74.3, 74.40, 74.5, 80.42) + by CPA/aggregated levels of CPA + by employment size (1-9, 10-49, 50-249, 250+)	A	2003	t + 12	Survey by harmonised questionnaire
ICT sector	Business services	Distribution of turnover by type of client	GA	-		Breakdown by NACE (NACE division 72, 74.12+74.14, 74.11, 74.13, 74.20, 74.3, 74.40, 74.5, 80.42) + by aggregated levels of CPA + by type of client (enterprises(broken down in to NACE sections C,D,E,F,G,H,I,J,K), public sector, households)	A	2003	t + 12	Survey by harmonised questionnaire
ICT sector	Business services	Distribution of turnover by residence of the client	GA	-		Breakdown by NACE (NACE division 72, 74.12+74.14, 74.11, 74.13, 74.20, 74.3, 74.40, 74.5, 80.42) + by aggregated levels of CPA + by type of residence of the client (resident, intra-EU (of which Euro-zone, non Euro-zone), extra-EU)	A	2003	t + 12	Survey by harmonised questionnaire
ICT sector	Business services	Distribution of turnover by product specialisation	GA	-	Definition of product specialisation is given by the share of the most important products in the total turnover:0-75% non specialised enterprises75-100% specialised enterprises	Breakdown by NACE (NACE division 72, 74.12+74.14, 74.11, 74.13, 74.20, 74.3, 74.40, 74.5, 80.42)+ by employment size (1-9, 10-49, 50-249, 250+)+ by product specialisation (Non specialised enterprises, specialised enterprises)	A	2003	t + 18	Survey by harmonised questionnaire
Knowledge-based economy	Demand for services	Main service provider by type of purchase	GA	2.1		Breakdown by service provider (the enterprise itself, an enterprise within the same group, external provider, service not used and do not know) and type of service + by NACE sections D, F, G, H, I, K (excl. 70), O (only Division O90 and groups 92.1+92.2) + by size class according to number of employees (20-49, 50-249, 250(+))		2003	t + 12	Survey by harmonised questionnaire

4.2.1 Information Society

Main statistical domain	Area reference in requirements	Indicator	EU requirements and OECD recommendations	Number	Definition	Breakdown and coverage	Frequency	Reference period	Dates of delivery	EU data reference
Knowledge-based economy	Demand for services	Type of purchase if main service provider is external	GA	2.2		Breakdown by type (current purchases (not based on contract or on contract of max 1 year duration), purchases based on long-term contracts (more than 1 year) + by types of services + by NACE + by size class (see Demand for services, indicator 2.1)		2003	t + 12	Survey by harmonised questionnaire
Knowledge-based economy	Demand for services	Location of most important service provider	GA	3	Only for services where the main service provider is external	Breakdown by region (same country and region as enterprise, same country but other region than enterprise, EU15, EU25, outside EU, other countries, do not know) + by types of services, by NACE and by size class (see Demand for services, indicator 2.1)		2003	t + 12	Survey by harmonised questionnaire
Knowledge-based economy	Demand for services	Barriers for purchasing services outside own country	GA	4		Breakdown by barrier (barriers related to location, language barriers, cultural and trust barriers, economic barriers, legal and regulatory barriers, difficulties to identify suitable foreign providers, no barriers perceived, service is not relevant, do not know) + by types of services, by NACE and by size class (see Demand for services, indicator 2.1)		2003	t + 12	Survey by harmonised questionnaire
Knowledge-based economy	Demand for services	Future purchase of services	GA	5	How is future purchases of services from external, both domestic and foreign, suppliers expected to change over the next two years	Breakdown by expected change (considerable decrease, some decrease, remain at current level, some increase, considerable increase, do not know) + by types of services, by NACE and by size class (see Demand for services, indicator 2.1)		2003	t + 12	Survey by harmonised questionnaire

4.2.1 Information Society

Main statistical domain	Area reference in requirements	Indicator	EU requirements and OECD recommendations	Number	Definition	Breakdown and coverage	Frequency	Reference period	Dates of delivery	EU data reference
Knowledge-based economy	Demand for services	Purchase of services	GA	6,3	The term "purchases" refers to costs for purchases for consumption, costs that are recorded in the profit and loss account.	Breakdown by types of services (transport, ICT services, marketing/sales, professional and business services, personnel related services, financial and insurance services, renting and operational leasing, R&D, architectural and engineering services, auxiliary services, royalties/license fees, other services) + by NACE + by size class (see Demand for services, indicator 2.1) national currency or % of total purchases of services		2003	t + 12	Survey by harmonised questionnaire
Knowledge-based economy	Demand for services	Service-related investments	GA	7	Purchases of assets for long-term use might also be considered an investment, where the asset is activated in the balance sheet and the costs are depreciated over the life-cycle of the asset. The investments of interest here are mostly intangible assets recorded as such in the balance sheet, but also some types of ICT investments that might be recorded as tangible assets. In order to estimate the total purchases of services during the period, we ask for the investments in service-related assets.	Breakdown by type of investment (tradable rights, ICT, balanced costs for R&D and similar, balanced costs for marketing and sales/related services, other balanced costs related to services) + by types of services, by NACE and by size class (see Demand for services, indicator 2.1) national currency		2003	t + 12	Survey by harmonised questionnaire
ICT use in enterprises				-	See separate spreadsheet, 4.2.2.a					
ICT use in financial sector				-	See separate spreadsheet, 4.2.2.b					

4.2.1 Information Society

Main statistical domain	Area reference in requirements	Indicator	EU requirements and OECD recommendations	Number	Definition	Breakdown and coverage	Frequency	Reference period	Dates of delivery	EU data reference
ICT use in households and by individuals				-	See separate spreadsheet, 4.2.3					
ICT use in public sector				-	See separate spreadsheet, 4.2.4					
R&D&INN				-	See separate spreadsheet, 4.2.5					
Telecommunications (COINS)				-	See separate spreadsheet, 4.2.6					
Structural statistics				-	See separate spreadsheet, 4.2.7					
Structural indicators				-	See separate spreadsheet, 4.2.8					

4.2.2.a ICT use in enterprises

Main statistical domain	Area reference in requirements	Indicator	EU-requirements and OECD recommendations	Number	Definition	Breakdown and coverage	Frequency	Reference period	Dates of delivery	EU data reference
ICT use in enterprises	A: General information about ICT systems	Share of enterprises using computer	ESqnn	A1	[Filter question] [All enterprises]	<p>Activity by NACE: Section D; Section F; Section G; Groups 55.1 and 55.2; Section I; Section K; and Groups 92.1 and 92.2. Optional: Section E; Groups from 55.3 to 55.5 inclusive; Groups from 92.3 to 92.7 inclusive; and Division 93. Special treatment of the Financial sector (in 65-67) - see description at the end of the spreadsheet.</p> <p>Activity breakdown: 1) DA+DB+DC+DD+DE; 2) DF+DG+DH; 3) DI+DJ; 4) DK+DL+DM+DN; 5) 45; 6) 50; 7) 51; 8) 52; 9) 55.1+55.2; 10) 60+61+62+63; 11) 64; 12) 72; 13) 70+71+73+74 14) 92.1+92.2. Optional: 17) 22 18) 40+41 19) 55.3+55.4+55.5 20) 92.3 to 92.7 21 93</p> <p>Size: Enterprises with 10+ persons employed. Optional: enterprises with 1-9 persons employed.</p> <p>Size class breakdown: 1) 10+, 2) 10 - 49 (small) 3) 50 - 249 (medium enterprises) 4) 250 or more (large enterprises). Optional: 5) 1-4 6 5-9</p>	A	January	Data collection in Q1 2005. Delivery of data by 5th Oct. Final report by 1st Dec.	Eurostat/NSI ICT enterprise survey
ICT use in enterprises	A: General information about ICT systems	Share of persons employed using computer	eEU/ESqnn	A2	Using computer is defined as at least once a week. [enterprises with ICT]	[same as A1]	A	January	[same as A1]	[same as A1]
ICT use in enterprises	A: General information about ICT systems	Share of enterprises with employed persons who regularly work part of their time away from the premises and who accessed the enterprise's IT system from where they were working	eEU/ESqnn	A3	Part of their time: Half a day per week or more. [enterprises with ICT]	[same as A1]	A	January	[same as A1]	[same as A1]

4.2.2.a ICT use in enterprises

Main statistical domain	reference in requirements	Indicator	EU-requirements and OECD recommendations	Number	Definition	Breakdown and coverage	Frequency	Reference period	Dates of delivery	EU data reference
ICT use in enterprises	A: General information about ICT systems	Share of enterprises having wireless LAN	eEU/ESqnn	A4a	LAN: A network for communication between computers confined to a single building or in closely located group of buildings, permitting users to exchange data, share a common printer or master a common computer, etc. [enterprises with ICT]	[same as A1]	A	January	[same as A1]	[same as A1]
ICT use in enterprises	A: General information about ICT systems	Share of enterprises having wirebased LAN	eEU/ESqnn	A4b	See A4a. [enterprises with ICT]	[same as A1]	A	January	[same as A1]	[same as A1]
ICT use in enterprises	A: General information about ICT systems	Share of enterprises having intranet	eEU/ESqnn	A4c	An internal company communications network using Internet protocol allowing communications within an organisation [enterprises with ICT]	[same as A1]	A	January	[same as A1]	[same as A1]
ICT use in enterprises	A: General information about ICT systems	Share of enterprises having extranet	eEU/ESqnn	A4d	A secure extension of an Intranet that allows external users to access some parts of an organisation's Intranet [enterprises with ICT]	[same as A1]	A	January	[same as A1]	[same as A1]
ICT use in enterprises	A: General information about ICT systems	Share of enterprises having ICT systems for managing orders	eEU/ESqnn	A5	ICT systems to manage the placement or reception of orders. [Filter question]. [enterprises with ICT]	[same as A1]	A	January	[same as A1]	[same as A1]
ICT use in enterprises	A: General information about ICT systems	Share of enterprises having ICT systems for managing orders - linked automatically to internal system for reordering replacement supplies	eEU/ESqnn	A6a	- [enterprises with ICT + order systems]	[same as A1]	A	January	[same as A1]	[same as A1]
ICT use in enterprises	A: General information about ICT systems	Share of enterprises having ICT systems for managing orders - linked automatically to Invoicing and payment systems	eEU/ESqnn	A6b	- [enterprises with ICT + order systems]	[same as A1]	A	January	[same as A1]	[same as A1]
ICT use in enterprises	A: General information about ICT systems	Share of enterprises having ICT systems for managing orders - linked automatically to ICT systems for managing production, logistics or service operations	eEU/ESqnn	A6c	- [enterprises with ICT + order systems]	[same as A1]	A	January	[same as A1]	[same as A1]
ICT use in enterprises	A: General information about ICT systems	Share of enterprises having ICT systems for managing orders - linked automatically to suppliers' business systems	eEU/ESqnn	A6d	Suppliers are defined as suppliers outside the enterprise group [enterprises with ICT + order systems]	[same as A1]	A	January	[same as A1]	[same as A1]

4.2.2.a ICT use in enterprises

Main statistical domain	reference in requirements	Indicator	EU-requirements and OECD recommendations	Number	Definition	Breakdown and coverage	Frequency	Reference period	Dates of delivery	EU data reference
ICT use in enterprises	A: General information about ICT systems	Share of enterprises having ICT systems for managing orders - linked automatically to customers' business systems	eEU/ESqnn	A6e	Customers are defined as customers outside the enterprise group [enterprises with ICT + order systems]	[same as A1]	A	January	[same as A1]	[same as A1]
ICT use in enterprises	B: Use of Internet	Share of enterprises having access to Internet	eEU/ESqnn	B1	Internet relates to Internet Protocol based networks: www, Extranet over the Internet, EDI over the Internet, Internet-enabled mobile phones. [Filter question] [enterprises with ICT]	[same as A1]	A	January	[same as A1]	[same as A1]
ICT use in enterprises	B: Use of Internet	Share of persons employed using computers connected with WWW	eEU/ESqnn	B2	Use is defined as at least once a week [enterprises with internet access]	[same as A1]	A	January	[same as A1]	[same as A1]
ICT use in enterprises	B: Use of Internet	Share of enterprises with external connection to the Internet via traditional modem	eEU/ESqnn	B3a	Traditional modem is defined as dial-up access over normal telephone. Modem: Device that modulates outgoing digital signals from a computer or other digital device to analogue signals for a conventional copper twisted pair telephone line and demodulates the incoming analogue signal and converts it to a digital signal for the digital device. [enterprises with internet access]	[same as A1]	A	January	[same as A1]	[same as A1]
ICT use in enterprises	B: Use of Internet	Share of enterprises with external connection to the Internet via ISDN connection	eEU/ESqnn	B3b	ISDN: Integrated Services Digital Network. [enterprises with internet access]	[same as A1]	A	January	[same as A1]	[same as A1]
ICT use in enterprises	B: Use of Internet	Share of enterprises with external connection to the Internet via DSL, < 2Mb/second	eEU/ESqnn	B3c	DSL: xDSL, ADSL, SDSL etc. DSL = Digital Subscriber Line, a high-bandwidth (broadband), local loop technology to carry data at high speeds over traditional (copper) telephone lines. [enterprises with internet access]	[same as A1]	A	January	[same as A1]	[same as A1]
ICT use in enterprises	B: Use of Internet	Share of enterprises with external connection to the Internet via DSL, >= 2Mb/second	eEU/ESqnn	B3d	[same as B3c] [enterprises with internet access]	[same as A1]	A	January	[same as A1]	[same as A1]
ICT use in enterprises	B: Use of Internet	Share of enterprises with external connection to the Internet via other fixed connection	eEU/ESqnn	B3e	Other fixed connection: e.g. cable etc [enterprises with internet access]	[same as A1]	A	January	[same as A1]	[same as A1]

4.2.2.a ICT use in enterprises

Main statistical domain	reference in requirements	Indicator	EU-requirements and OECD recommendations	Number	Definition	Breakdown and coverage	Frequency	Reference period	Dates of delivery	EU data reference
ICT use in enterprises	B: Use of Internet	Share of enterprises with external connection to the Internet via wireless connection	eEU/ESqnn	B3f	Wireless connection: E.g. satellite, mobile phone etc.) [enterprises with internet access]	[same as A1]	A	January	[same as A1]	[same as A1]
ICT use in enterprises	B: Use of Internet	Share of enterprises using the Internet for banking and financial services	eEU/ESqnn	B4a	[enterprises with internet access]	[same as A1]	A	January	[same as A1]	[same as A1]
ICT use in enterprises	B: Use of Internet	Share of enterprises using the Internet for training and education	eEU/ESqnn	B4b	[enterprises with internet access]	[same as A1]	A	January	[same as A1]	[same as A1]
ICT use in enterprises	B: Use of Internet	Share of enterprises using the Internet for market monitoring	eEU/ESqnn	B4c	e.g. prices [enterprises with internet access]	[same as A1]	A	January	[same as A1]	[same as A1]
ICT use in enterprises	B: Use of Internet	Share of enterprises using the Internet for receiving digital goods or services	eEU/ESqnn	B4d	Goods/services that can be ordered and delivered directly to a computer over the Internet, e.g. music, videos, games, computer software, online newspapers, consulting services, etc. [enterprises with internet access]	[same as A1]	A	January	[same as A1]	[same as A1]
ICT use in enterprises	B: Use of Internet	Share of enterprises using the Internet for obtaining after-sales service	eEU/ESqnn	B4e	[enterprises with internet access]	[same as A1]	A	January	[same as A1]	[same as A1]
ICT use in enterprises	B: Use of Internet	Share of enterprises using the Internet for interaction with public authorities	eEU/ESqnn	B5	[Filter question] [enterprises with internet access]	[same as A1]	A	2004	[same as A1]	[same as A1]
ICT use in enterprises	B: Use of Internet	- For obtaining information	eEU/ESqnn	B6a	[enterprises with internet access + interaction with public authorities]	[same as A1]	A	2004	[same as A1]	[same as A1]
ICT use in enterprises	B: Use of Internet	- For obtaining forms	eEU/ESqnn	B6b	E.g. tax forms [enterprises with internet access + interaction with public authorities]	[same as A1]	A	2004	[same as A1]	[same as A1]
ICT use in enterprises	B: Use of Internet	- For returning filled in forms, e.g. provision of statistical information to public authorities	eEU/ESqnn	B6c	[enterprises with internet access + interaction with public authorities]	[same as A1]	A	2004	[same as A1]	[same as A1]
ICT use in enterprises	B: Use of Internet	For full electronic case handling, e.g. return filled tax form and include electronic payment	eEU/ESqnn	B6d	[enterprises with internet access + interaction with public authorities]	[same as A1]	A	2004	[same as A1]	[same as A1]
ICT use in enterprises	B: Use of Internet	Submitted a proposal in an electronic tender system	Pilot	B6e	E-procurement. [enterprises with internet access + interaction with public authorities]	[same as A1]	A	2004	[same as A1]	[same as A1]

4.2.2.a ICT use in enterprises

Main statistical domain	reference in requirements	Indicator	EU-requirements and OECD recommendations	Number	Definition	Breakdown and coverage	Frequency	Reference period	Dates of delivery	EU data reference
ICT use in enterprises	B: Use of Internet	Share of enterprises with a Web Site/homepage	ESqnn	B7	Web site: Location on the World Wide Web identified by a Web address. Collection of Web files on a particular subject that includes a beginning file called a home page. Information is encoded with specific languages (Hypertext mark-up language (HTML), XML, Java) readable with a Web browser, like Netscape's Navigator or Microsoft's Internet Explorer. [Filter question] [enterprises with internet access]	[same as A1]	A	January	[same as A1]	[same as A1]
ICT use in enterprises	B: Use of Internet	Web Site facilities - Marketing the enterprise's products	ESqnn	B8a	[enterprises with a web site]	[same as A1]	A	January	[same as A1]	[same as A1]
ICT use in enterprises	B: Use of Internet	Web Site facilities - Facilitating access to product catalogues and price lists	ESqnn	B8b	[enterprises with a web site]	[same as A1]	A	January	[same as A1]	[same as A1]
ICT use in enterprises	B: Use of Internet	Web Site facilities - Customised page for repeat clients	ESqnn	B8c	[enterprises with a web site]	[same as A1]	A	January	[same as A1]	[same as A1]
ICT use in enterprises	B: Use of Internet	Web Site facilities - Delivering digital goods or services	ESqnn	B8d	[enterprises with a web site]	[same as A1]	A	January	[same as A1]	[same as A1]
ICT use in enterprises	B: Use of Internet	Web Site facilities - Providing after sales support	ESqnn	B8e	[enterprises with a web site]	[same as A1]	A	January	[same as A1]	[same as A1]
ICT use in enterprises	B: Use of Internet	Web Site facilities - Providing mobile Internet services	ESqnn	B8f	Internet services available via a wireless terminal (Mobile phone, Personal Digital Assistant, PC device or custom terminal) and using Wireless Application Protocol (WAP) or General Packet Radio Service (GPRS). WAP is a protocol that makes it possible to adapt Internet formats to the characteristics of GSM handsets. GPRS is a packet-switched technology that makes it possible to send/receive blocks of data from/to a mobile phone. [enterprises with a web site]	[same as A1]	A	January	[same as A1]	[same as A1]
ICT use in enterprises	B: Use of Internet	Share of enterprises using Virus checking or protection software	eEU/ESqnn	B9a	[enterprises with internet access]	[same as A1]	A	January	[same as A1]	[same as A1]

4.2.2.a ICT use in enterprises

Main statistical domain	reference in requirements	Indicator	EU-requirements and OECD recommendations	Number	Definition	Breakdown and coverage	Frequency	Reference period	Dates of delivery	EU data reference
ICT use in enterprises	B: Use of Internet	Share of enterprises using Firewalls	eEU/ESqnn	B9b	(software or hardware). Internal security facilities. [enterprises with internet access]	[same as A1]	A	January	[same as A1]	[same as A1]
ICT use in enterprises	B: Use of Internet	Share of enterprises using Secure servers	eEU/ESqnn	B9c	(support secured protocols such as shttp). Internal security facilities. [enterprises with internet access]	[same as A1]	A	January	[same as A1]	[same as A1]
ICT use in enterprises	B: Use of Internet	Share of enterprises using Off-site data backup	eEU/ESqnn	B9d	d) Off-site data backup. Internal security facilities. [enterprises with internet access]	[same as A1]	A	January	[same as A1]	[same as A1]
ICT use in enterprises	B: Use of Internet	Share of enterprises with Electronic digital signature as customer's authentication mechanism	eEU/ESqnn	B10a	Possibility of communication with the enterprise via the security facilities. [enterprises with internet access]	[same as A1]	A	January	[same as A1]	[same as A1]
ICT use in enterprises	B: Use of Internet	Share of enterprises with Other authentication mechanism	eEU/ESqnn	B10b	Possibility of communication with the enterprise via security facilities. E.g. PIN code. [enterprises with internet access]	[same as A1]	A	January	[same as A1]	[same as A1]
ICT use in enterprises	B: Use of Internet	Share of enterprises with Data encryption for confidentiality	eEU/ESqnn	B10c	Possibility of communication with the enterprise via security facilities. [enterprises with internet access]	[same as A1]	A	January	[same as A1]	[same as A1]
ICT use in enterprises	B: Use of Internet	Share of enterprises that have updated any of its security facilities in the last 3 months.	eEU/ESqnn	B11	Security facilities: E.g. virus protection software. Includes automatic updates. [enterprises with internet access]	[same as A1]	A	Last 3 month	[same as A1]	[same as A1]
ICT use in enterprises	B: Use of Internet	Share of enterprises having encountered any ICT related security problems in the last 12 months?	eEU/ESqnn	B12	[Filter question] [enterprises with internet access + security problems]	[same as A1]	A	Last 12 month	[same as A1]	[same as A1]
ICT use in enterprises	B: Use of Internet	Share of enterprises having encountered Computer virus, worm or trojan attack resulting in loss of information or working time	eEU/ESqnn	B13a	[enterprises with internet access + security problems]	[same as A1]	A	Last 12 month	[same as A1]	[same as A1]
ICT use in enterprises	B: Use of Internet	Share of enterprises having encountered Unauthorised access to enterprise computer systems or data	eEU/ESqnn	B13b	[enterprises with internet access + security problems]	[same as A1]	A	Last 12 month	[same as A1]	[same as A1]
ICT use in enterprises	B: Use of Internet	Share of enterprises having encountered Blackmail or threats to the enterprise data or software	eEU/ESqnn	B13c	[enterprises with internet access + security problems]	[same as A1]	A	Last 12 month	[same as A1]	[same as A1]
ICT use in enterprises	C: e-commerce via Internet	Share of enterprises having purchased via the Internet	eEU/ESqnn	C1	Ordering of products/services via the Internet, during 2004? [Filter question] [enterprises with internet access]	[same as A1]	A	2004	[same as A1]	[same as A1]

4.2.2.a ICT use in enterprises

Main statistical domain	reference in requirements	Indicator	EU-requirements and OECD recommendations	Number	Definition	Breakdown and coverage	Frequency	Reference period	Dates of delivery	EU data reference
ICT use in enterprises	C: e-commerce via Internet	Enterprises' Internet purchases in % of total purchases	eEU/ESqnn	C2a+b	EITHER as a) % of the Internet orders in relation to the total orders (in monetary terms, excl. VAT). Categories: Less than 1%, 1% or more and less than 5%, 5% or more and less than 10%, 10% or more and less than 25%, 25% or more, OR b) the volume of the Internet orders (in monetary terms, excl. VAT). National currency. [enterprises with internet access + purchases]	[same as A1]	A	2004	[same as A1]	[same as A1]
ICT use in enterprises	C: e-commerce via Internet	Share of enterprises having paid on-line for any products/services ordered via the Internet	ESqnn	C3	An on-line payment is an integrated ordering -payment transaction. [enterprises with internet access + purchases]	[same as A1]	A	2004	[same as A1]	[same as A1]
ICT use in enterprises	C: e-commerce via Internet	Share of enterprises having ordered products via specialised Internet market places	ESqnn	C4	Specialised Internet market place: Web site where several enterprises are represented, which market a specific type of goods/services or aim at limited groups of customers. [enterprises with internet access + purchases]	[same as A1]	A	2004	[same as A1]	[same as A1]
ICT use in enterprises	C: e-commerce via Internet	Share of enterprises having received orders via the internet	eEU/ESqnn	C5	Excluding manually typed e-mails. [Filter question]. [enterprises with internet access]	[same as A1]	A	2004	[same as A1]	[same as A1]
ICT use in enterprises	C: e-commerce via Internet	Enterprises' Internet sales in % of the total turnover	eEU/ESqnn	C6	Revenue of orders received via the Internet (as C5). In monetary terms, excluding VAT [enterprises with internet access + sales]	[same as A1]	A	2004	[same as A1]	[same as A1]
ICT use in enterprises	C: e-commerce via Internet	Internet sales by type of client - B2B and B2G	ESqnn	C7a	Sales to other enterprises and public authorities. Estimates in % of the monetary values of all internetsales (c5). [enterprises with internet access + sales]	[same as A1]	A	2004	[same as A1]	[same as A1]
ICT use in enterprises	C: e-commerce via Internet	Internet sales by type of client - B2C	ESqnn	C7b	Sales to private consumers. Estimates in % of the monetary values of all internetsales (c5). [enterprises with internet access + sales]	[same as A1]	A	2004	[same as A1]	[same as A1]

4.2.2.a ICT use in enterprises

Main statistical domain	reference in requirements	Indicator	EU-requirements and OECD recommendations	Number	Definition	Breakdown and coverage	Frequency	Reference period	Dates of delivery	EU data reference
ICT use in enterprises	C: e-commerce via Internet	Internet sales by destination - Own country	ESqnn	C8a	Estimates in % of the monetary values of all internetsales (c5). [enterprises with internet access + sales]	[same as A1]	A	2004	[same as A1]	[same as A1]
ICT use in enterprises	C: e-commerce via Internet	Internet sales by destination - Other EU countries	ESqnn	C8b	Estimates in % of the monetary values of all internetsales (c5). [enterprises with internet access + sales]	[same as A1]	A	2004	[same as A1]	[same as A1]
ICT use in enterprises	C: e-commerce via Internet	Internet sales by destination - Rest of the world	ESqnn	C8c	Estimates in % of the monetary values of all internetsales (c5). [enterprises with internet access + sales]	[same as A1]	A	2004	[same as A1]	[same as A1]
ICT use in enterprises	C: e-commerce via Internet	Share of enterprises having received any on-line payments for orders received via Internet.	eEU/ESqnn	C9	An on-line payment is an integrated ordering -payment transaction. [enterprises with internet access + sales]	[same as A1]	A	2004	[same as A1]	[same as A1]
ICT use in enterprises	C: e-commerce via Internet	Share of enterprises having sold any products to other enterprises via a presence on specialised Internet market places.	eEU/ESqnn	C10	Specialised Internet market place: Web site where several enterprises are represented, which market a specific type of goods/services or aim at limited groups of customers. [enterprises with internet access + sales]	[same as A1]	A	2004	[same as A1]	[same as A1]
ICT use in enterprises	C: e-commerce via Internet	Importance of benefits from internet selling - Improving company image	Optional	C11a	Indicate by the following scale of importance: 3 = Extremely Important, ..., 0 = Not important [enterprises with internet access + sales]	[same as A1]	A	2004	[same as A1]	[same as A1]
ICT use in enterprises	C: e-commerce via Internet	Importance of benefits from internet selling - Reducing business costs	Optional	C11b	Indicate by the following scale of importance: 3 = Extremely Important,..., 0 = Not important [enterprises with internet access + sales]	[same as A1]	A	2004	[same as A1]	[same as A1]
ICT use in enterprises	C: e-commerce via Internet	Importance of benefits from internet selling - Speeding up business processes	Optional	C11c	Indicate by the following scale of importance: 3 = Extremely Important,..., 0 = Not important [enterprises with internet access + sales]	[same as A1]	A	2004	[same as A1]	[same as A1]
ICT use in enterprises	C: e-commerce via Internet	Importance of benefits from internet selling - Improving quality of services	Optional	C11d	Indicate by the following scale of importance: 3 = Extremely Important,..., 0 = Not important [enterprises with internet access + sales]	[same as A1]	A	2004	[same as A1]	[same as A1]

4.2.2.a ICT use in enterprises

Main statistical domain	reference in requirements	Indicator	EU-requirements and OECD recommendations	Number	Definition	Breakdown and coverage	Frequency	Reference period	Dates of delivery	EU data reference
ICT use in enterprises	C: e-commerce via Internet	Importance of benefits from internet selling - Reaching new customers	Optional	C11e	Indicate by the following scale of importance: 3 = Extremely Important,..., 0 = Not important [enterprises with internet access + sales]	[same as A1]	A	2004	[same as A1]	[same as A1]
ICT use in enterprises	C: e-commerce via Internet	Importance of benefits from internet selling - Launching new products / services	Optional	C11f	Indicate by the following scale of importance: 3 = Extremely Important,..., 0 = Not important [enterprises with internet access + sales]	[same as A1]	A	2004	[same as A1]	[same as A1]
ICT use in enterprises	C: e-commerce via Internet	Importance of benefits from internet selling - Keeping pace with competitors	Optional	C11g	Indicate by the following scale of importance: 3 = Extremely Important,..., 0 = Not important [enterprises with internet access + sales]	[same as A1]	A	2004	[same as A1]	[same as A1]
ICT use in enterprises	C: e-commerce via Internet	Importance of benefits from internet selling - Expanding the market geographically	Optional	C11h	Indicate by the following scale of importance: 3 = Extremely Important,..., 0 = Not important [enterprises with internet access + sales]	[same as A1]	A	2004	[same as A1]	[same as A1]
ICT use in enterprises	C: e-commerce via Internet	Importance of benefits from internet selling - Targeting customers individually (customisation)	Optional	C11i	Indicate by the following scale of importance: 3 = Extremely Important,..., 0 = Not important [enterprises with internet access + sales]	[same as A1]	A	2004	[same as A1]	[same as A1]
ICT use in enterprises	D: E-commerce via EDI	Share of enterprises using EDI or networks other than Internet	eEU/ESqnn	D1	[tickmarks boxes are missing in the model questionnaire]. EDI: Electronic Data Interchange. Data interchange in structured form (e.g. EDIFACT) between businesses. [Filter question] [enterprises with ICT]	[same as A1]	A	2004	[same as A1]	[same as A1]
ICT use in enterprises	D: E-commerce via EDI	Share of enterprises using EDI for e-commerce - for at least 1% of total purchases	eEU/ESqnn	D1a	In monetary terms, excluding VAT [referring to sales]. [enterprises with EDI]	[same as A1]	A	2004	[same as A1]	[same as A1]
ICT use in enterprises	D: E-commerce via EDI	Share of enterprises using EDI for e-commerce - for at least 1% of total turnover	eEU/ESqnn	D1b	In monetary terms, excluding VAT [referring to purchases]. [enterprises with EDI]	[same as A1]	A	2004	[same as A1]	[same as A1]
ICT use in enterprises	D: E-commerce via EDI	Share of enterprises using technologies other than Internet.	Optional	D2	EDI, Minitel, Other. Multiple choice. [Referring to network technologies. Minitel only relevant in France]. [enterprises with EDI]	[same as A1]	A	January	[same as A1]	[same as A1]

4.2.2.a ICT use in enterprises

Main statistical domain	reference in requirements	Indicator	EU-requirements and OECD recommendations	Number	Definition	Breakdown and coverage	Frequency	Reference period	Dates of delivery	EU data reference
ICT use in enterprises	D: E-commerce via EDI	Enterprises' EDI purchases in % of total purchases	Optional	D3	Orders placed via EDI or networks other than Internet in % of the total purchases (in monetary terms). [enterprises with EDI]	[same as A1]	A	2004	[same as A1]	[same as A1]
ICT use in enterprises	D: E-commerce via EDI	Enterprises' EDI sales in % of the total turnover	eEU/ESqnn	D4	Orders received via EDI or networks other than Internet in % of the total purchases (in monetary terms). [enterprises with EDI]	[same as A1]	A	2004	[same as A1]	[same as A1]
ICT use in enterprises	Module E: Confidence building practices for Internet-commerce	Share of enterprises using trust marks	Optional	E1a	Use of confidence building practices incl. information on website (enterprises with a web-site). Trustmark: A label on a web site indicating that an organization agrees to comply with a number of best business practices, including redress mechanisms. Essentials of trustmarks are: Label, Code of Conduct/Principles, Enforcement, Redress. The aim is to win the trust of the consumer. [enterprises with a web site]	[same as A1]	A	January	[same as A1]	[same as A1]
ICT use in enterprises	Module E: Confidence building practices for Internet-commerce	Share of enterprises using alternative dispute resolution mechanisms	Optional	E1b	Resolution via an impartial outsider. Use of confidence building practices incl. information on website. Out-of-court dispute settlement process such as mediation, conciliation, arbitration. The aim is to contribute to fostering consumer confidence without unnecessarily burdening business. In particular relevant for cross-border electronic commerce. [enterprises with a web site]	[same as A1]	A	January	[same as A1]	[same as A1]

4.2.2.a ICT use in enterprises

Main statistical domain	reference in requirements	Indicator	EU-requirements and OECD recommendations	Number	Definition	Breakdown and coverage	Frequency	Reference period	Dates of delivery	EU data reference
ICT use in enterprises	Module E: Confidence building practices for Internet-commerce	Share of enterprises using customer service/ complaints mechanisms	Optional	E1c	Use of confidence building practices incl. information on website (enterprises with a web-site). [enterprises with a web site]	[same as A1]	A	January	[same as A1]	[same as A1]
ICT use in enterprises	Module F: Perceived barriers to Internet sales	Barriers for internet sales - Products/services of enterprise not suitable for sales by the Internet	Optional	F1a	Indicate by the following scale of importance: 3 = Extremely Important, ..., 0 = Not important [enterprises with internet access?]	[same as A1]	A	2004	[same as A1]	[same as A1]
ICT use in enterprises	Module F: Perceived barriers to Internet sales	Barriers for internet sales - Customers not ready to buy via Internet	Optional	F1b	Indicate by the following scale of importance: 3 = Extremely Important, ..., 0 = Not important [enterprises with internet access?]	[same as A1]	A	2004	[same as A1]	[same as A1]
ICT use in enterprises	Module F: Perceived barriers to Internet sales	Barriers for internet sales - Security problems concerning payments	Optional	F1c	Indicate by the following scale of importance: 3 = Extremely Important, ..., 0 = Not important [enterprises with internet access?]	[same as A1]	A	2004	[same as A1]	[same as A1]
ICT use in enterprises	Module F: Perceived barriers to Internet sales	Barriers for internet sales - Uncertainty concerning legal framework for Internet sales	Optional	F1d	E.g. contracts, terms of delivery and guarantees. Indicate by the following scale of importance: 3 = Extremely Important, ..., 0 = Not important [enterprises with internet access?]	[same as A1]	A	2004	[same as A1]	[same as A1]
ICT use in enterprises	Module F: Perceived barriers to Internet sales	Barriers for internet sales - Logistical problems	Optional	F1e	Indicate by the following scale of importance: 3 = Extremely Important, ..., 0 = Not important [enterprises with internet access?]	[same as A1]	A	2004	[same as A1]	[same as A1]
ICT use in enterprises	Module F: Perceived barriers to Internet sales	Barriers for internet sales - Other (please specify ...)	Optional	F1f	Indicate by the following scale of importance: 3 = Extremely Important, ..., 0 = Not important [enterprises with internet access?]	[same as A1]	A	2004	[same as A1]	[same as A1]
ICT use in enterprises	X: Background information	Main activity of the enterprise	eEU/ESqnn	X1	[All enterprises]	Available in some countries from SBS and thus not to be included; latest available information should be provided.	A	2004	[same as A1]	[same as A1]

4.2.2.a ICT use in enterprises

Main statistical domain	reference in requirements	Indicator	EU-requirements and OECD recommendations	Number	Definition	Breakdown and coverage	Frequency	Reference period	Dates of delivery	EU data reference
ICT use in enterprises	X: Background information	Average number of persons employed	eEU/ESqnn	X2	[All enterprises]	Available in some countries from SBS and thus not to be included; latest available information should be provided.	A	2004	[same as A1]	[same as A1]
ICT use in enterprises	X: Background information	Total orders of goods and services	eEU/ESqnn	X3	In value terms, excluding VAT). [All enterprises]	Available in some countries from SBS and thus not to be included; latest available information should be provided.	A	2004	[same as A1]	[same as A1]
ICT use in enterprises	X: Background information	Total turnover	eEU/ESqnn	X4	In value terms, excluding VAT). [All enterprises]	Available in some countries from SBS and thus not to be included; latest available information should be provided.	A	2004	[same as A1]	[same as A1]
ICT use in enterprises	X: Background information	Location	eEU/ESqnn	X5	Objective 1/ non-Objective 1 region. [All enterprises]	Lithuania, DK and L have no objective 1 regions.	A	2004	[same as A1]	[same as A1]

4.2.2.b ICT use in the financial sector

Main statistical domain	Area reference in requirements	Indicator	EU-requirements and OECD recommendations	Number	Definition	Breakdown and coverage	Frequency	Reference period	Dates of delivery	EU data reference
ICT use in enterprises - Financial sector	A+B (Financ. Sector)	Same indicators as enterprises outside the Financial sector. See ICT use, enterprises A+B.	eEU/ESqnn	See ICT use, enterprises A+B.	See ICT use, enterprises A+B. [Asking: All financial sector enterprises]	Activity by NACE: Classes 65.12, 65.22, 66.01, 66.03, 67.12, 67.13, Group 67.2. Activity breakdown: 1) 65.12, 65.22 2) 66.01, 66.03 3) 67.12, 67.13, 67.2 Size: Enterprises with 10+ persons employed. Optional: enterprises with 1-9 persons employed. Size class breakdown: 1) 10+, 2) 10 - 49 (small) 3) 50 - 249 (medium enterprises) 4) 250 or more (large enterprises). Optional: 5) 1-4 6 5-9	A	January/Last 12 month/last 3 month	Data collection in Q1 2005. Delivery of data by 5th Oct. Final report by 1st Dec.	Eurostat/NSI ICT enterprise survey - Financial Enterprises
ICT use in enterprises - Financial sector	C+D	C+D not included in Financial sector survey.	-	-	-	-	-	-	-	-
ICT use in enterprises - Financial sector	E (financ. Sector): Use of computer mediated networks other than the Internet	Share of enterprises using computer mediated networks other than the Internet, for interactions with customers	eEU/ESqnn	E1	EDI or other closed or proprietary networks. [Filter question] [All financial sector enterprises]	[same as A+B (financ. Sector)]	A	January	[same as A1]	[same as A1]
ICT use in enterprises - Financial sector	E (financ. Sector): Use of computer mediated networks other than the Internet	Percentage of the number of persons employed used computers connected to computer networks other than the Internet	eEU/ESqnn	E2	Use is defined as at least once a week. [Financial enterprises using computer mediated networks with customers]	[same as A+B (financ. Sector)]	A	January	[same as A1]	[same as A1]

4.2.2.b ICT use in the financial sector

Main statistical domain	Area reference in requirements	Indicator	EU-requirements and OECD recommendations	Number	Definition	Breakdown and coverage	Frequency	Reference period	Dates of delivery	EU data reference
ICT use in enterprises - Financial sector	E (financ. Sector): Use of computer mediated networks other than the Internet	Share of enterprises offering products to end users via computer mediated networks other than the Internet.	eEU/ESqnn	E3	End users: Customers. [Filter question] [Financial enterprises using computer mediated networks with customers]	[same as A+B (financ. Sector)]	A	January	[same as A1]	[same as A1]
ICT use in enterprises - Financial sector	E (financ. Sector): Use of computer mediated networks other than the Internet	Share of enterprises using computer mediated networks other than the Internet - integrated with other internal IT systems	eEU/ESqnn	E4a	Computer mediated networks other than the Internet, that were used for interactions with customers, integrated or automatically linked. [Financial enterprises using computer mediated networks with customers + offering products]	[same as A+B (financ. Sector)]	A	January	[same as A1]	[same as A1]
ICT use in enterprises - Financial sector	E (financ. Sector): Use of computer mediated networks other than the Internet	Share of enterprises using computer mediated networks other than the Internet - integrated to IT systems of customers outside your enterprise group	eEU/ESqnn	E4b	Computer mediated networks other than the Internet, that were used for interactions with customers, integrated or automatically linked. [Financial enterprises using computer mediated networks with customers + offering products]	[same as A+B (financ. Sector)]	A	January	[same as A1]	[same as A1]
ICT use in enterprises - Financial sector	E (financ. Sector): Use of computer mediated networks other than the Internet	Type of computer mediated networks other than the Internet.	Optional	E5	Multiple choice: EDI, Minitel, ATM, Other. [Financial enterprises using computer mediated networks with customers + offering products]	[same as A+B (financ. Sector)]	A	January	[same as A1]	[same as A1]
ICT use in enterprises - Financial sector	F (Finc. Sector) Perceived barriers to Internet sales	Same as enterprises outside the Financial sector except F1e that is not included in Financial sector survey. See ICT use, enterprises F.	eEU/ESqnn	See ICT use, enterprises F.	See ICT use, enterprises F. [All financial sector enterprises]	[same as A+B (Finc. Sector)]	A	2004	[same as A1]	[same as A1]

4.2.2.b ICT use in the financial sector

Main statistical domain	Area reference in requirements	Indicator	EU-requirements and OECD recommendations	Number	Definition	Breakdown and coverage	Frequency	Reference period	Dates of delivery	EU data reference
ICT use in enterprises - Financial sector	X: (Finc. Sector) Background information	Main activity of the enterprise	eEU/ESqnn	X1	[All enterprises]	Available in some countries from SBS and thus not to be included; latest available information should be provided.	A	2004	[same as A1]	[same as A1]
ICT use in enterprises - Financial sector	X: (Finc. Sector) Background information	Average number of persons employed	eEU/ESqnn	X2	[All enterprises]	Available in some countries from SBS and thus not to be included; latest available information should be provided.	A	2004	[same as A1]	[same as A1]
ICT use in enterprises - Financial sector	X: (Finc. Sector) Background information	Total orders of goods and services	eEU/ESqnn	X3	In value terms, excluding VAT). [All enterprises]	Available in some countries from SBS and thus not to be included; latest available information should be provided.	A	2004	[same as A1]	[same as A1]
ICT use in enterprises - Financial sector	X: (Finc. Sector) Background information	Total turnover	eEU/ESqnn	X4	In value terms, excluding VAT). [All enterprises]	Available in some countries from SBS and thus not to be included; latest available information should be provided.	A	2004	[same as A1]	[same as A1]
ICT use in enterprises - Financial sector	X: (Finc. Sector) Background information	Location	eEU/ESqnn	X5	Objective 1/ non-Objective 1 region. [All enterprises]	Lithuania, DK and L have no objective 1 regions.	A	2004	[same as A1]	[same as A1]

4.2.3 ICT use in the public sector

Main statistical domain	Area reference in requirements	Indicator	EU-requirements and OECD recommendations	Number	Definition	Breakdown and coverage	Frequency	Reference period	Dates of delivery	EU data reference
ICT use in enterprises	B: Use of Internet - Interaction with public authorities	Share of enterprises using the Internet for interaction with public authorities	eEU/ESqnn	B5	[Filter question] [enterprises with internet access]	[same as A1]	A	2004	[same as A1]	[same as A1]
ICT use in enterprises	B: Use of Internet - Interaction with public authorities	- For obtaining information	eEU/ESqnn	B6a	[enterprises with internet access + interaction with public authorities]	[same as A1]	A	2004	[same as A1]	[same as A1]
ICT use in enterprises	B: Use of Internet - Interaction with public authorities	- For obtaining forms	eEU/ESqnn	B6b	E.g. tax forms [enterprises with internet access + interaction with public authorities]	[same as A1]	A	2004	[same as A1]	[same as A1]
ICT use in enterprises	B: Use of Internet - Interaction with public authorities	- For returning filled in forms, e.g. provision of statistical information to public authorities	eEU/ESqnn	B6c	[enterprises with internet access + interaction with public authorities]	[same as A1]	A	2004	[same as A1]	[same as A1]
ICT use in enterprises	B: Use of Internet - Interaction with public authorities	- For full electronic case handling, e.g. return filled tax form and include electronic payment	eEU/ESqnn	B6d	[enterprises with internet access + interaction with public authorities]	[same as A1]	A	2004	[same as A1]	[same as A1]
ICT use in enterprises	B: Use of Internet - Interaction with public authorities	- Submitted a proposal in an electronic tender system	Pilot	B6e	E-procurement. [enterprises with internet access + interaction with public authorities]	[same as A1]	A	2004	[same as A1]	[same as A1]
ICT use in households and by individuals	Use of the Internet	Percentage of individuals using the Internet for private purposes in the last 3 months for activities related to interactions with public authorities (broken down by obtaining information from public authorities web sites, downloading official forms, sending filled in forms)	eEU/ESqnn	C7	Individuals, of the age 16-74 years, who have used the Internet within the last 3 months.	Purposes (obtaining information from public authorities web sites, downloading official forms, sending filled in forms). Age, gender, employment status, level of education.	A	2005 q1	2005 Oct	Eurostat/ NSI ICT household survey
ICT usage in the public sector	Modern online public services	Basic public services fully available on-line - Income Taxes	eEU	D1	Commission study of 20 basic services by 'Cap Gemini'	Commission study	A	2004 q1 2005 q1	2004 Oct 2005 Oct	Commission study

4.2.3 ICT use in the public sector

Main statistical domain	Area reference in requirements	Indicator	EU-requirements and OECD recommendations	Number	Definition	Breakdown and coverage	Frequency	Reference period	Dates of delivery	EU data reference
ICT usage in the public sector	Modern online public services	Basic public services fully available on-line - Social Contribution for Employees	eEU	D1	Commission study of 20 basic services by 'Cap Gemini'	Commission study	A	2004 q1 2005 q1	2004 Oct 2005 Oct	Commission study
ICT usage in the public sector	Modern online public services	Basic public services fully available on-line - Job Search	eEU	D1	Commission study of 20 basic services by 'Cap Gemini'	Commission study	A	2004 q1 2005 q1	2004 Oct 2005 Oct	Commission study
ICT usage in the public sector	Modern online public services	Basic public services fully available on-line - Corporate Tax	eEU	D1	Commission study of 20 basic services by 'Cap Gemini'	Commission study	A	2004 q1 2005 q1	2004 Oct 2005 Oct	Commission study
ICT usage in the public sector	Modern online public services	Basic public services fully available on-line - Social Security Benefits	eEU	D1	Commission study of 20 basic services by 'Cap Gemini'	Commission study	A	2004 q1 2005 q1	2004 Oct 2005 Oct	Commission study
ICT usage in the public sector	Modern online public services	Basic public services fully available on-line - VAT	eEU	D1	Commission study of 20 basic services by 'Cap Gemini'	Commission study	A	2004 q1 2005 q1	2004 Oct 2005 Oct	Commission study
ICT usage in the public sector	Modern online public services	Basic public services fully available on-line - Personal Documents	eEU	D1	Commission study of 20 basic services by 'Cap Gemini'	Commission study	A	2004 q1 2005 q1	2004 Oct 2005 Oct	Commission study
ICT usage in the public sector	Modern online public services	Basic public services fully available on-line - Registration of a New Company	eEU	D1	Commission study of 20 basic services by 'Cap Gemini'	Commission study	A	2004 q1 2005 q1	2004 Oct 2005 Oct	Commission study
ICT usage in the public sector	Modern online public services	Basic public services fully available on-line - Car Registration	eEU	D1	Commission study of 20 basic services by 'Cap Gemini'	Commission study	A	2004 q1 2005 q1	2004 Oct 2005 Oct	Commission study
ICT usage in the public sector	Modern online public services	Basic public services fully available on-line - Submission of Data to the Statistical Office	eEU	D1	Commission study of 20 basic services by 'Cap Gemini'	Commission study	A	2004 q1 2005 q1	2004 Oct 2005 Oct	Commission study
ICT usage in the public sector	Modern online public services	Application for Building Permission	eEU	D1	Commission study of 20 basic services by 'Cap Gemini'	Commission study	A	2004 q1 2005 q1	2004 Oct 2005 Oct	Commission study

4.2.3 ICT use in the public sector

Main statistical domain	Area reference in requirements	Indicator	EU-requirements and OECD recommendations	Number	Definition	Breakdown and coverage	Frequency	Reference period	Dates of delivery	EU data reference
ICT usage in the public sector	Modern online public services	Basic public services fully available on-line - Custom Declaration	eEU	D1	Commission study of 20 basic services by 'Cap Gemini'	Commission study	A	2004 q1 2005 q1	2004 Oct 2005 Oct	Commission study
ICT usage in the public sector	Modern online public services	Basic public services fully available on-line - Declaration to the Police	eEU	D1	Commission study of 20 basic services by 'Cap Gemini'	Commission study	A	2004 q1 2005 q1	2004 Oct 2005 Oct	Commission study
ICT usage in the public sector	Modern online public services	Basic public services fully available on-line - Environment-related Permits	eEU	D1	Commission study of 20 basic services by 'Cap Gemini'	Commission study	A	2004 q1 2005 q1	2004 Oct 2005 Oct	Commission study
ICT usage in the public sector	Modern online public services	Basic public services fully available on-line - Public Libraries	eEU	D1	Commission study of 20 basic services by 'Cap Gemini'	Commission study	A	2004 q1 2005 q1	2004 Oct 2005 Oct	Commission study
ICT usage in the public sector	Modern online public services	Basic public services fully available on-line - Public Procurement	eEU	D1	Commission study of 20 basic services by 'Cap Gemini'	Commission study	A	2004 q1 2005 q1	2004 Oct 2005 Oct	Commission study
ICT usage in the public sector	Modern online public services	Basic public services fully available on-line - Birth and Marriage Certificates	eEU	D1	Commission study of 20 basic services by 'Cap Gemini'	Commission study	A	2004 q1 2005 q1	2004 Oct 2005 Oct	Commission study
ICT usage in the public sector	Modern online public services	Basic public services fully available on-line - Enrolment in Higher Education	eEU	D1	Commission study of 20 basic services by 'Cap Gemini'	Commission study	A	2004 q1 2005 q1	2004 Oct 2005 Oct	Commission study
ICT usage in the public sector	Modern online public services	Basic public services fully available on-line - Announcement of Moving	eEU	D1	Commission study of 20 basic services by 'Cap Gemini'	Commission study	A	2004 q1 2005 q1	2004 Oct 2005 Oct	Commission study
ICT usage in the public sector	Modern online public services	Basic public services fully available on-line - Health-related Services	eEU	D1	Commission study of 20 basic services by 'Cap Gemini'	Commission study	A	2004 q1 2005 q1	2004 Oct 2005 Oct	Commission study

4.2.4 ICT use in households and by individuals

Main statistical domain	Area reference in requirements	Indicator	EU requirements and OECD recommendations	Number	Definition	Breakdown and coverage	Frequency	Reference period	Dates of delivery	EU data reference
ICT use in households and by individuals	Access to selected Information and Communication Technologies	Percentage of households who have access to selected ICT goods at home	ES qnn	A1	Household. A household refer to either one person living alone or a group of people living together in the same dwelling unit with at least one person of the age 16-74 years.	ICT goods (TV (satellite dish, cable TV, digital TV), mobile phone (internet enabled), games consoles, desktop computer, portable computer, handheld computer). Type of household.	A	2005 q1	2005 Oct	Eurostat/ NSI household survey
ICT use in households and by individuals	Access to selected Information and Communication Technologies	Percentage of households who have access to the Internet at home	eEU/ES qnn	A2	Household (see A1). Access regardless of whether it is used	Type of household.	A	2005 q1	2005 Oct	Eurostat/ NSI ICT household survey
ICT use in households and by individuals	Access to selected Information and Communication Technologies	Percentage of households with access to the Internet broken down by device for accessing (desktop computer, portable computer, handheld computer, Internet enabled mobile phone, TV set with specific Internet device, games console and other means)	eEU/ES qnn	A3	Households (see A1) with access to the Internet at home	Device for accessing (desktop computer, portable computer, handheld computer, Internet enabled mobile phone, TV set with specific Internet device, games console and other means). Type of household.	A	2005 q1	2005 Oct	Eurostat/ NSI ICT household survey
ICT use in households and by individuals	Access to selected Information and Communication Technologies	Percentage of households with access to the Internet broken down by type of Internet connection (modem (dial-up access over normal telephone line) or ISDN)	eEU/ES qnn	A4	Households (see A1) with access to the Internet at home	Type of Internet connection (modem (dial-up access over normal telephone line) or ISDN). Type of household.	A	2005 q1	2005 Oct	Eurostat/ NSI ICT household survey
ICT use in households and by individuals	Access to selected Information and Communication Technologies	Percentage of households not having access to the Internet at home broken down by reasons (have access to the Internet elsewhere, don't want Internet (because content is harmful, etc.), don't need Internet (because not useful, not interesting, etc.), equipment costs too high, access costs too high (telephone, etc.), lack of skills, physical disability, privacy or security concerns, none of the above but other)	ES qnn	A5	Households not having access to the Internet at home. Definition of Households as in A1.	Reasons (have access to the Internet elsewhere, don't want Internet (because content is harmful, etc.), don't need Internet (because not useful, not interesting, etc.), equipment costs too high, access costs too high (telephone, etc.), lack of skills, physical disability, privacy or security concerns, none of the above but other). Type of household.	A	2005 q1	2005 Oct	Eurostat/ NSI ICT household survey

4.2.4 ICT use in households and by individuals

Main statistical domain	Area reference in requirements	Indicator	EU requirements and OECD recommendations	Number	Definition	Breakdown and coverage	Frequency	Reference period	Dates of delivery	EU data reference
ICT use in households and by individuals	Use of computers, location and frequency of use	Percentage of individuals using a computer broken down by how recently (within the last 3 months, between 3 months and a year ago, more than 1 year ago, never used one)	ES qnn	B1	Population 16-74 years	Use within the last 3 months, between 3 months and a year ago, more than 1 year ago, never used one. Age, gender, employment status, level of education.	A	2005 q1	2005 Oct	Eurostat/ NSI ICT household survey
ICT use in households and by individuals	Use of computers, location and frequency of use	Percentage of individuals using a computer within the last 3 months broken down by frequency (every day or almost every day, at least once a week (but not every day), at least once a month (but not every week), less than once a month)	ES qnn	B2	Individuals, of the age 16-74 years, who have used a computer within the last 3 months. Frequency is how often on average the individual have used a computer in the last 3 months.	Frequency of use (every day or almost every day, at least once a week (but not every day), at least once a month (but not every week), less than once a month). Age, gender, employment status, level of education.	A	2005 q1	2005 Oct	Eurostat/ NSI ICT household survey
ICT use in households and by individuals	Use of computers, location and frequency of use	Percentage of individuals using a computer within the last 3 months broken down by place of use (at home, at place of work (other than home), at place of education, at another person's home, other (e.g. hotel, airport, internet café, etc.))	ES qnn	B3	Individuals, of the age 16-74 years, who have used a computer within the last 3 months.	Location of use (at home, at place of work (other than home), at place of education, at another person's home, other (e.g. hotel, airport, internet café, etc.)). Age, gender, employment status, level of education.	A	2005 q1	2005 Oct	Eurostat/ NSI ICT household survey
ICT use in households and by individuals	Use of the Internet	Percentage of individuals using the Internet broken down by how recently (within the last 3 months, between 3 months and a year ago, more than 1 year ago, never used it)	ES qnn	C1	Population 16-74 years	Use within the last 3 months, between 3 months and a year ago, more than 1 year ago, never used it. Age, gender, employment status, level of education.	A	2005 q1	2005 Oct	Eurostat/ NSI ICT household survey
ICT use in households and by individuals	Use of the Internet	Percentage of individuals using the Internet within the last 3 months broken down by frequency (every day or almost every day, at least once a week (but not every day), at least once a month (but not every week), less than once a month)	eEU/ES qnn	C2	Individuals, of the age 16-74 years, who have used a computer within the last 3 months. Frequency is how often on average the individual have used a computer in the last 3 months.	Frequency of use (every day or almost every day, at least once a week (but not every day), at least once a month (but not every week), less than once a month). Age, gender, employment status, level of education.	A	2005 q1	2005 Oct	Eurostat/ NSI ICT household survey
ICT use in households and by individuals	Use of the Internet	Percentage of individuals using the Internet within the last 3 months broken down by place of use (at home, at place of work (other than home), at place of education, at another person's home, at other places (public library, post offices, public office/town hall/government agency, community or voluntary organisation, internet café))	eEU/ES qnn	C3	Individuals, of the age 16-74 years, who have used a computer within the last 3 months.	Location of use (at home, at place of work (other than home), at place of education, at another person's home, at other places (public library, post offices, public office/town hall/government agency, community or voluntary organisation, internet café)). Age, gender, employment status, level of education.	A	2005 q1	2005 Oct	Eurostat/ NSI ICT household survey

4.2.4 ICT use in households and by individuals

Main statistical domain	Area reference in requirements	Indicator	EU requirements and OECD recommendations	Number	Definition	Breakdown and coverage	Frequency	Reference period	Dates of delivery	EU data reference
ICT use in households and by individuals	Use of the Internet	Percentage of individuals who uses devices to access the Internet that are protected broken down by type of protection (a virus checking program, a hardware or software firewall, do not know)	eEU/ES qnn	C4	Individuals, of the age 16-74 years, who have used the Internet within the last 3 months.	Type of protection (a virus checking program, a hardware or software firewall, do not know). Age, gender, employment status, level of education.	A	2005 q1	2005 Oct	Eurostat/ NSI ICT household survey
ICT use in households and by individuals	Use of the Internet	Percentage of individuals who uses devices to access the Internet that are protected and which have been installed or updated in the last 3 months	eEU/ES qnn	C5	Individuals, of the age 16-74 years, who use a protected internet device and have used the Internet within the last 3 months.	Age, gender, employment status, level of education.	A	2005 q1	2005 Oct	Eurostat/ NSI ICT household survey
ICT use in households and by individuals	Use of the Internet	Percentage of individuals who have used online authentication on the Internet for private use, such as password, PIN or digital signature within the last 3 months	ES qnn	C6	Individuals, of the age 16-74 years, who have used the Internet within the last 3 months.	Age, gender, employment status, level of education.	A	2005 q1	2005 Oct	Eurostat/ NSI ICT household survey
ICT use in households and by individuals	Use of the Internet	Percentage of individuals using the Internet for private purposes in the last 3 months for activities related to communication (broken down by sending/receiving e-mails, telephoning over the Internet/videoconferencing, other (use of chat sites, etc.))	eEU/ES qnn	C7	Individuals, of the age 16-74 years, who have used the Internet within the last 3 months.	Purposes (sending/receiving e-mails, telephoning over the Internet/videoconferencing, other (use of chat sites, etc.)). Age, gender, employment status, level of education.	A	2005 q1	2005 Oct	Eurostat/ NSI ICT household survey
ICT use in households and by individuals	Use of the Internet	Percentage of individuals using the Internet for private purposes in the last 3 months for activities connected to information search and online services (broken down by finding information about goods and services, using services related to travel and accommodation, listening to web radios/watching web television, playing or downloading games/images/music, downloading software, reading or downloading online newspapers/news magazines, looking for a job or sending a job application)	eEU/ES qnn	C7	Individuals, of the age 16-74 years, who have used the Internet within the last 3 months.	Purposes (finding information about goods and services, using services related to travel and accommodation, listening to web radios/ watching web television, playing or downloading games/images/music, downloading software, reading or downloading online newspapers/ news magazines, looking for a job or sending a job application). Age, gender, employment status, level of education.	A	2005 q1	2005 Oct	Eurostat/ NSI ICT household survey
ICT use in households and by individuals	Use of the Internet	Percentage of individuals using the Internet for private purposes in the last 3 months for activities related to ordering and selling of goods or services, banking (broken down by internet banking, other financial services (e.g. share purchases), purchasing/ordering goods or services (excluding shares/financial services), selling goods or services (e.g. via auctions))	eEU/ES qnn	C7	Individuals, of the age 16-74 years, who have used the Internet within the last 3 months.	Purposes (Internet banking, other financial services (e.g. share purchases), purchasing/ordering goods or services (excluding shares/financial services), selling goods or services (e.g. via auctions)). Age, gender, employment status, level of education.	A	2005 q1	2005 Oct	Eurostat/ NSI ICT household survey

4.2.4 ICT use in households and by individuals

Main statistical domain	Area reference in requirements	Indicator	EU requirements and OECD recommendations	Number	Definition	Breakdown and coverage	Frequency	Reference period	Dates of delivery	EU data reference
ICT use in households and by individuals	Use of the Internet	Percentage of individuals using the Internet for private purposes in the last 3 months for activities related to interactions with public authorities (broken down by obtaining information from public authorities web sites, downloading official forms, sending filled in forms)	eEU/ES qnn	C7	Individuals, of the age 16-74 years, who have used the Internet within the last 3 months.	Purposes (obtaining information from public authorities web sites, downloading official forms, sending filled in forms). Age, gender, employment status, level of education.	A	2005 q1	2005 Oct	Eurostat/ NSI ICT household survey
ICT use in households and by individuals	Use of the Internet	Percentage of individuals using the Internet for private purposes in the last 3 months for activities related to training and education (broken down by formalised educational activities (school, university etc.), post educational courses, other educational activities related specifically to employment opportunities)	eEU/ES qnn	C7	Individuals, of the age 16-74 years, who have used the Internet within the last 3 months.	Purposes (formalised educational activities (school, university etc.), post educational courses, other educational activities related specifically to employment opportunities). Age, gender, employment status, level of education.	A	2005 q1	2005 Oct	Eurostat/ NSI ICT household survey
ICT use in households and by individuals	Use of the Internet	Percentage of individuals using the Internet for private purposes in the last 3 months for health related activities, including on behalf of other family members or friends, (broken down by seeking health-related information (e.g. injury, disease, nutrition, improving health, etc.), making an appointment online with a practitioner, requesting a prescription online from a practitioner, seeking medical advice online from a practitioner)	eEU/ES qnn	C7	Individuals, of the age 16-74 years, who have used the Internet within the last 3 months.	Purposes (seeking health-related information (e.g. injury, disease, nutrition, improving health, etc.), making an appointment online with a practitioner, requesting a prescription online from a practitioner, seeking medical advice online from a practitioner). Age, gender, employment status, level of education.	A	2005 q1	2005 Oct	Eurostat/ NSI ICT household survey
ICT use in households and by individuals	Use of the Internet	Percentage of individuals who have encountered selected security problems through using the Internet in the last 12 month (broken down by computer virus resulting in loss of information or time, fraudulent payment (debit or credit) card use or any other financial problem, abuse of personal information sent to you, none of the above but other, none at all)	eEU/ES qnn	C8	Individuals, of the age 16-74 years, who have used the Internet within the last 12 months.	Type of security problems (computer virus resulting in loss of information or time, fraudulent payment (debit or credit) card use or any other financial problem, abuse of personal information sent to you, none of the above but other, none at all). Age, gender, employment status, level of education.	A	2005 q1	2005 Oct	Eurostat/ NSI ICT household survey
ICT use in households and by individuals	Internet commerce activities and barriers	Percentage of individuals buying or ordering goods or services for private use over the Internet (excluding manually typed e-mails) broken down by most recently (within the last 3 months, between 3 months and a year ago, more than 1 year ago, never bought or ordered)	eEU/ES qnn	D1	Individuals, of the age 16-74 years, who have used the Internet.	Bought or ordered within the last 3 months, between 3 months and a year ago, more than 1 year ago, never bought or ordered. Age, gender, employment status, level of education.	A	2005 q1	2005 Oct	Eurostat/ NSI ICT household survey

4.2.4 ICT use in households and by individuals

Main statistical domain	Area reference in requirements	Indicator	EU requirements and OECD recommendations	Number	Definition	Breakdown and coverage	Frequency	Reference period	Dates of delivery	EU data reference
ICT use in households and by individuals	Internet commerce details: activities and barriers	Percentage of individuals buying or ordering goods or services for private use over the Internet broken down by type of goods or services (e.g. furniture, toys, etc.), films/music, books/magazines/newspapers/E-learning material, clothes/sports goods, computer software (incl. video games), computer hardware, electronic equipment (incl. cameras), share purchases/financial services/insurance, travel and holiday accommodation, tickets for events, lotteries or betting, other)	ES qnn	D2	Individuals who have ordered or bought goods or services over the Internet in the last 12 months. Population 16-74 years	Type of goods or services (food/groceries, households goods (e.g. furniture, toys, etc.), films/music, books/magazines/newspapers/E-learning material, clothes/sports goods, computer software (incl. video games), computer hardware, electronic equipment (incl. cameras), share purchases/financial services/insurance, travel and holiday accommodation, tickets for events, lotteries or betting, other). Age, gender, employment status, level of education.	A	2005 q1	2005 Oct	Eurostat/ NSI ICT household survey
ICT use in households and by individuals	Internet commerce details: activities and barriers	Percentage of individuals who bought or ordered goods or services for private use over the Internet and where the goods/services were delivered on-line broken down by selected types of goods or services (films/music, (electronic) books/magazines/newspapers/E-learning material, computer software (incl. video games), share purchases/financial services/ insurance)	ES qnn	D2b	Individuals, of the age 16-74 years, who have ordered or bought goods or services over the Internet in the last 12 months.	Types of goods or services (films/music, (electronic) books/magazines/newspapers/E-learning material, computer software (incl. video games), share purchases/financial services/ insurance). Age, gender, employment status, level of education.	A	2005 q1	2005 Oct	Eurostat/ NSI ICT household survey
ICT use in households and by individuals	Internet commerce details: activities and barriers	Percentage of individuals who bought or ordered goods or services for private use over the Internet from retailers known from outside the internet (physical store, catalogues) and/or retailers known from the Internet or found on the Internet	ES qnn	D3	Individuals, of the age 16-74 years, who have ordered or bought goods or services over the Internet in the last 12 months.	Age, gender, employment status, level of education.	A	2005 q1	2005 Oct	Eurostat/ NSI ICT household survey
ICT use in households and by individuals	Internet commerce details: activities and barriers	Percentage of individuals who have encountered problems when buying/ordering goods or services over the Internet in the last 12 months broken down by selected types of problems (difficulties in finding information concerning guarantees, speed of delivery longer than indicated, delivery costs higher than indicated, final price higher than indicated, wrong goods delivered, damaged goods delivered, lack of security of payments, complaints and redress were difficult, no satisfactory response received after complaint, others, none)	ES qnn	D4	Individuals, of the age 16-74 years, who have ordered or bought goods or services over the Internet in the last 12 months.	Types of problems (difficulties in finding information concerning guarantees, speed of delivery longer than indicated, delivery costs higher than indicated, final price higher than indicated, wrong goods delivered, damaged goods delivered, lack of security of payments, complaints and redress were difficult, no satisfactory response received after complaint, others, none). Age, gender, employment status, level of education.	A	2005 q1	2005 Oct	Eurostat/ NSI ICT household survey

4.2.4 ICT use in households and by individuals

Main statistical domain	Area reference in requirements	Indicator	EU requirements and OECD recommendations	Number	Definition	Breakdown and coverage	Frequency	Reference period	Dates of delivery	EU data reference
ICT use in households and by individuals	Internet commerce details: activities and barriers	Percentage of Internet users not having bought or ordered goods or services over the Internet broken down by reasons (have no need, prefer to shop in person/like to see product/loyalty to shops/force of habit, lack of skills, too expensive, too long delivery times, problematic to receive ordered goods at home, security concerns/worried about giving credit card details over the Internet, privacy concerns/worried about giving personal details over the Internet, trust concerns about receiving or returning goods/complaint/redress concerns, don't have a payment card allowing to pay over the Internet, speed of the Internet to slow, others)	ES qnn	D5	Internet users, of the age 16-74 years, not having bought or ordered goods or services over the Internet	Reasons (have no need, prefer to shop in person/like to see product/loyalty to shops/force of habit, lack of skills, too expensive, too long delivery times, problematic to receive ordered goods at home, security concerns/worried about giving credit card details over the Internet, privacy concerns/worried about giving personal details over the Internet, trust concerns about receiving or returning goods/complaint/redress concerns, don't have a payment card allowing to pay over the Internet, speed of the Internet to slow, others). Age, gender, employment status, level of education.	A	2005 q1	2005 Oct	Eurostat/ NSI ICT household survey
ICT use in households and by individuals	E-skills	Percentage of individuals that have taken a training course (of least 3 hours) on any aspect of computer use broken down by how recently (within the last 3 months, between 3 months and a year ago, between 1 and 3 years ago, more than 3 years ago, never taken one)	ES qnn	E1	Population 16-74 years	Training course taken within the last 3 months, between 3 months and a year ago, between 1 and 3 years ago, more than 3 years ago, never taken one. Age, gender, employment status, level of education.	A	2005 q1	2005 Oct	Eurostat/ NSI ICT household survey
ICT use in households and by individuals	E-skills	Percentage of individuals having already carried out selected computer related activities broken down by type of activity (using a mouse (or other pointing device) to open programs (e.g. Internet browser, word processor, etc.), copying or moving a file or folder, using copy and paste tools to duplicate or move information within a document, using basic arithmetic formulas in a spreadsheet, compressing files, writing a computer program using a specialised programming language, none of the above)	ES qnn	E2	Individuals, of the age 16-74 years, having used a computer.	Type of activity (using a mouse (or other pointing device) to open programs (e.g. Internet browser, word processor, etc.), copying or moving a file or folder, using copy and paste tools to duplicate or move information within a document, using basic arithmetic formulas in a spreadsheet, compressing files, writing a computer program using a specialised programming language, none of the above). Age, gender, employment status, level of education.	A	2005 q1	2005 Oct	Eurostat/ NSI ICT household survey

4.2.4 ICT use in households and by individuals

Main statistical domain	Area reference in requirements	Indicator	EU requirements and OECD recommendations	Number	Definition	Breakdown and coverage	Frequency	Reference period	Dates of delivery	EU data reference
ICT use in households and by individuals	E-skills	Percentage of individuals having already carried out selected Internet related activities broken down by type of activity (using a search engine to find information, sending e-mails with attached files (documents, pictures, etc.), posting messages to chat rooms/newsgroups or an online discussion forum, using the Internet to make telephone calls, using peer-to-peer file sharing for exchanging movies/music/etc., creating a web page, none of the above)	ES qnn	E3	Individuals, of the age 16-74 years, having used the Internet.	Type of activity (using a search engine to find information, sending e-mails with attached files (documents, pictures, etc.), posting messages to chat rooms/newsgroups or an online discussion forum, using the Internet to make telephone calls, using peer-to-peer file sharing for exchanging movies/music/etc., creating a web page, none of the above). Age, gender, employment status, level of education.	A	2005 q1	2005 Oct	Eurostat/ NSI ICT household survey
ICT use in households and by individuals	E-skills	Percentage of individuals having already carried out selected computer related activities broken down by where or how they obtained the skills to carry out these activities (formalised educational institution (school, college, university), training course in adult education center (but not on the initiative of your employer), vocational training courses (on the demand of the employer), self-study using books/cd-roms/etc., self-study in the sense of learning-by-doing, informal assistance from colleagues/relatives/friends, some other way)	ES qnn	E4	Individuals, of the age 16-74 years, having carried out a computer related activity.	Where or how they obtained the skills (formalised educational institution (school, college, university), training course in adult education center (but not on the initiative of your employer), vocational training courses (on the demand of the employer), self-study using books/cd-roms/etc., self-study in the sense of learning-by-doing, informal assistance from colleagues/relatives/friends, some other way). Age, gender, employment status, level of education.	A	2005 q1	2005 Oct	Eurostat/ NSI ICT household survey

4.2.5 Research & Development and Innovation

Main statistical domain	Area reference in requirements	Indicator	EU-requirements and OECD recommendations	Number	Definition	Breakdown and coverage	Frequency	Reference period	Dates of delivery	EU data reference
Innovation	Innovation	Number of innovation active enterprises	CD_I	1	Enterprises that have had any kind of innovation activity during the survey period, i.e. have introduced or implemented new products and or have had ongoing and or abandoned innovation activity. Absolute value, % of all enterprises. Data have been collected according to Oslo Manual definition	NACE (section level and division level), size class (10-49, 50-249, 250(+)) employees, total)	Every 2 years	2004 (first year)	t + 18 (2005 M6)	Survey (CIS) using harmonised questionnaire
Innovation	Innovation	Number of innovating enterprises that introduced new or significantly improved products, new to the market	CD_I	2	Absolute value, % of all enterprises, % of all innovation-active enterprises. Data have been collected according to Oslo Manual definition	NACE (section level and division level), size class (10-49, 50-249, 250(+)) employees, total)	Every 2 years	2004 (first year)	t + 18 (2005 M6)	Survey (CIS) using harmonised questionnaire
Innovation	Innovation	Turnover from innovation, related to new or significantly improved products, new to the market	CD_I	3	Absolute value, % of total turnover, share of total turnover from innovation-active enterprises. Data have been collected according to Oslo Manual definition	NACE (section level and division level), size class (10-49, 50-249, 250(+)) employees, total)	Every 2 years	2004 (first year)	t + 18 (2005 M6)	Survey (CIS) using harmonised questionnaire
Innovation	Innovation	Turnover from innovation, related to new or significantly improved products, new to the firm, but not new to the market	CD_I	4	Absolute value, % of total turnover, share of total turnover from innovation-active enterprises. Data have been collected according to Oslo Manual definition	NACE (section level and division level), size class (10-49, 50-249, 250(+)) employees, total),	Every 2 years	2004 (first year)	t + 18 (2005 M6)	Survey (CIS) using harmonised questionnaire
Innovation	Innovation	Number of innovation active enterprises involved in innovation co-operation	CD_I	5	Type of innovation co-operation. Absolute value, % of innovation-active enterprises. Data have been collected according to Oslo Manual definition	NACE (section level and division level), size class (10-49, 50-249, 250(+)) employees, total)	Every 2 years	2004 (first year)	t + 18 (2005 M6)	Survey (CIS) using harmonised questionnaire
Innovation	Innovation	Innovation expenditure - OPTIONAL	CD_I	6	Absolute value, % of total turnover, share of total turnover from innovation-active enterprises. Data have been collected according to Oslo Manual definition	NACE (section level and division level), size class (10-49, 50-249, 250(+)) employees, total)	Every 4 years	2004 (first year)	t + 18 (2005 M6)	Survey (CIS) using harmonised questionnaire

4.2.5 Research & Development and Innovation

Main statistical domain	Area reference in requirements	Indicator	EU-requirements and OECD recommendations	Number	Definition	Breakdown and coverage	Frequency	Reference period	Dates of delivery	EU data reference
Innovation	Innovation	Number of innovation active enterprises that indicated highly important effects of innovation	CD_I	7	Effects of innovation Absolute value, % of all innovation-active enterprises Data have been collected according to Oslo Manual definition	NACE (section level and division level), size class (10-49, 50-249, 250(+)) employees, total),	Every 4 years	2004 (first year)	t + 18 (2005 M6)	Survey (CIS) using harmonised questionnaire
Innovation	Innovation	Number of innovation active enterprises that indicated highly important sources of information for innovation - OPTIONAL	CD_I	8	Sources of information Absolute value, % of all innovation active enterprises – optional Data have been collected according to Oslo Manual definition	NACE (section level and division level), size class (10-49, 50-249, 250(+)) employees, total),	Every 4 years	2004 (first year)	t + 18 (2005 M6)	Survey (CIS) using harmonised questionnaire
Innovation	Innovation	Number of enterprises facing important hampering factors	CD_I	9	Type of hampering factors Absolute value, % of all enterprises, % of all innovation-active enterprises, % of non-innovation-active enterprises. Data have been collected according to Oslo Manual definition	NACE (section level and division level), size class (10-49, 50-249, 250(+)) employees, total),	Every 4 years	2004 (first year)	t + 18 (2005 M6)	Survey (CIS) using harmonised questionnaire
R&D	R&D	Number of R & D personnel in Head Count (HC)	CD-ST	1.11	Includes all persons employed directly on R&D, as well as those providing direct services such as R&D managers, administrators and clerical staff. Those providing indirect services, such as canteen and security staff, should be excluded (cf. Frascati manual §294-296)	1.11.0 Sector of performance, cross-tabulated by: 1.11.1 Occupation and sex (alternatively 1.11.2), 1.11.2 Qualification and sex (alternatively 1.11.1), 1.11.3 Economic activity (NACE) (BES), 1.11.4 Major field of science and sex (4-yearly),(HES+GOV) 1.11.5 Region (NUTS 2), 1.11.6 Region (NUTS 2) and sex (OPTIONAL), 1.11.7 Economic activity (NACE) and sex (4-yearly)(BES)	2-yearly	2003 (first year)	t+18	

4.2.5 Research & Development and Innovation

Main statistical domain	Area reference in requirements	Indicator	EU-requirements and OECD recommendations	Number	Definition	Breakdown and coverage	Frequency	Reference period	Dates of delivery	EU data reference
R&D	R&D	Number of researchers in Head Count (HC)	CD-ST	1.12	Researchers include all professionals engaged in the conception or creation of new knowledge, products, processes, methods and systems, and in the management of the projects concerned (cf. Frascati manual § 301)	1.12.0 Sector of performance, cross-tabulated by:1.12.1 Sex1.12.2 Qualification and sex (OPTIONAL)1.12.3 Economic activity (NACE) and sex (4-yearly)(BES)1.12.4 Major field of science and sex (4-yearly) (HES+GOV)1.12.5 Region (NUTS 2)1.12.6 Region (NUTS 2) and sex (OPTIONAL)1.12.7 Age groups and sex (OPTIONAL)(HES+GOV)1.12.8 Citizen-ship and sex (OPTIONAL) (HES+GOV)	2-yearly	2003 (first year)	t+18	
R&D	R&D	Number of R & D personnel in Full Time Equivalent (FTE)	CD-ST	1.13	For definition of R&D personnel see 1.11. FTE: One FTE may be thought of as one persons-year. For instance, a person who normally spends 40% of his time on R&D and the rest of it on other work (e.g. lecturing, university administration, guidance) should be counted as only 0.4 FTE. (cf. Frascati manual, section 5.3.3)	1.13.0 Sector of performance (YEARLY), cross-tabulated by: 1.13.1 Occupation (alternatively 1.13.2), 1.13.2 Qualification (alternatively 1.13.1), 1.13.3 Economic activity (NACE),(BES) 1.13.4 Major field of science and sex (OPTIONAL),(HES+GOV) 1.13.5 Region (NUTS 2), 1.13.6 Size class (OPTIONAL for size class 0 and 1-9)(BES)	Yearly 2-yearly	2003 (first year)	t+10/t+18 t+18	
R&D	R&D	Number of researchers in Full Time Equivalent (FTE)	CD-ST	1.14	For definition of researchers see 1.12. For definition of FTE see 1.13.	1.14.0 Sector of performance (YEARLY), cross-tabulated by: 1.14.1 Sex (OPTIONAL), 1.14.2 Qualifications (OPTIONAL), 1.14.3 Economic activity (NACE),(BES) 1.14.4 Major field of science and sex (OPTIONAL),(HES+GOV) 1.14.5 Region (NUTS 2), 1.14.6 Region (NUTS 2) and sex (OPTIONAL), 1.14.7 Size class (OPTIONAL for size class 0 and 1-9)(BES)	Yearly 2-yearly	2003 (first year)	t+10/t+18 t+18	

4.2.5 Research & Development and Innovation

Main statistical domain	Area reference in requirements	Indicator	EU-requirements and OECD recommendations	Number	Definition	Breakdown and coverage	Frequency	Reference period	Dates of delivery	EU data reference
R&D	R&D	Intramural R & D expenditure	CD-ST	1.20	Intramural expenditures are all expenditures for R&D performed within a statistical unit or sector of the economy during a specific period, whatever the source of funds (cf. Frascati manual § 358)	1.20.0 Sector of performance (YEARLY),1.20.1 Source of funds,1.20.2 Civil/military (OPTIONAL),1.20.3 Type of R&D (OPTIONAL),1.20.4 Type of costs,1.20.5 Economic activity (NACE)(BES)1.20.6 Size class (OPTIONAL for size class 0 and 1-9)(BES)1.20.7 Source of funds and size class(BES)1.20.8 Major field of science (OPTIONAL),(HES+GOV)1.20.9 Socio-economic objective (SEO) (OPTIONAL),(GOV)1.20.10 Region (NUTS 2)	Yearly 2- yearly	2003 (first year)	t+10/t+18 t+18	
R&D	Research and Development expenditure	Gross domestic expenditure on research and development (GERD) as a percentage of GDP.	CD-ST/SI	(1.20.0)			A			

4.2.6 Telecommunication (COINS)

Main statistical domain	Area reference in requirements	Indicator	EU-requirements / OECD recommendations	Number	Definition	Breakdown and coverage	Frequency	Reference period	Dates of delivery	EU data reference
Telecommunication services	Data on operators	Number of fixed network operators offering telecommunications in the local networks	GA	1	Number of fixed network operators offering telecommunications in the local networks, facilities based or resale. The same operator offering more than one of the following services should be counted separately for each of them.	Number	SA	2001 2002 2003	2004 Rapid: July/Aug, Full inquiry: Sep/Oct	-
Telecommunication services	Data on operators	Number of fixed network operators offering national long distance telecommunications	GA	2	Number of fixed network operators offering national long distance telecommunications, facilities based or resale.	Number	SA	2001 2002 2003	2004 Rapid: July/Aug, Full inquiry: Sep/Oct	-
Telecommunication services	Data on operators	Number of operators offering international telecommunications	GA	3	Number of operators providing international telecommunication services.	Number	SA	2001 2002 2003	2004 Rapid: July/Aug, Full inquiry: Sep/Oct	-
Telecommunication services	Data on operators	Number of operators of cellular mobile telecommunications	GA	4	Number of mobile (except satellite) telecommunications operators (digital or analogue, facilities based or resale).	Number	SA	2001 2002 2003	2004 Rapid: July/Aug, Full inquiry: Sep/Oct	-
Telecommunication services	Data on operators	Number of cable and satellite service providers	GA	5	Number of cable and satellite service providers of interactive telecommunication, excluding pure programme distribution	Number	A	2001 2002 2003	2004 Full inquiry: Sep/Oct	-
Telecommunication services	Data on operators	Number of Internet service (access) providers	GA	6	Number of providers of Internet services; access only (no backbone services).	Number	SA	2001 2002 2003	2004 Rapid: July/Aug, Full inquiry: Sep/Oct	-

4.2.6 Telecommunication (COINS)

Main statistical domain	Area reference in requirements	Indicator	EU-requirements / OECD recommendations	Number	Definition	Breakdown and coverage	Frequency	Reference period	Dates of delivery	EU data reference
Telecommunication services	Employment	Employment converted into full time equivalents units, average of the year	GA	7	Average-of-the-year full-time staff employed by telecommunication service providers, facilities based or resale, for the provision of public telecommunications. Part-time staff should be expressed in terms of full-time equivalents.	Full time unit equivalents	SA	2001 2002 2003	2004 Rapid: July/Aug, Full inquiry: Sep/Oct	-
Telecommunication services	Investment data	Total gross investment in tangible goods	GA	8	Total gross investment for acquiring property (land and buildings) and plant (e.g. switching equipment, transmission equipment, office machinery, motor vehicles).	Mio. National currency	A	2001 2002 2003	2004 Full inquiry: Sep/Oct	-
Telecommunication services	Turnover data	Turnover (total receipts) from telecommunications	GA	9	Total revenue earned. This should exclude revenues from non-telecommunication services. Revenue (turnover) consists of telecommunications service earnings during the financial year under review. Revenue sharing with Internet Service Providers should be included.	Mio. National currency	A	2001 2002 2003	2004 Full inquiry: Sep/Oct	-
Telecommunication services	Turnover data	Turnover from leased lines	GA	10	Revenues from the provision of leased lines (circuits).	Mio. National currency	A	2001 2002 2003	2004 Full inquiry: Sep/Oct	-
Telecommunication services	Turnover data	Turnover from fixed networks	GA	11	Revenues from the provision of national telecommunication services in the fixed network.	Mio. National currency	A	2001 2002 2003	2004 Full inquiry: Sep/Oct	-
Telecommunication services	Turnover data	Turnover from cellular mobile telecommunications	GA	12	Revenues from the provision of cellular mobile telecommunications services.	Mio. National currency	A	2001 2002 2003	2004 Full inquiry: Sep/Oct	-
Telecommunication services	Turnover data	Turnover from interconnection services	GA	13	Revenues from the provision of interconnection services i.e. services provided by one telecommunications organisation to another for the purpose of the conveyance of messages and information between the two systems and including any auxiliary services not elsewhere classified.	Mio. National currency	A	2001 2002 2003	2004 Full inquiry: Sep/Oct	-

4.2.6 Telecommunication (COINS)

Main statistical domain	Area reference in requirements	Indicator	EU-requirements / OECD recommendations	Number	Definition	Breakdown and coverage	Frequency	Reference period	Dates of delivery	EU data reference
Telecommunication services	Turnover data	Turnover from Internet service provision	GA	14	Revenues from the provision of Internet services.	Mio. National currency	A	2001 2002 2003	2004 Full inquiry: Sep/Oct	-
Telecommunication services	International receipts and payments in telecommunications	Receipts of telecommunication services - International incoming traffic (total)	GA	15	This should include income received from foreign telephone operators for completing calls originating in a foreign country.	Mio. National currency	A	2001 2002 2003	2004 Full inquiry: Sep/Oct	-
Telecommunication services	International receipts and payments in telecommunications	Payments of telecommunication services - International outgoing traffic (total)	GA	16	This should include charges received from subscribers for placing outgoing calls after deduction of the share of this income to be paid to other organizations for outgoing telecommunication traffic (operators of the incoming and possibly transit countries).	Mio. National currency	A	2001 2002 2003	2004 Full inquiry: Sep/Oct	-
Telecommunication services	Volume indicators	National calls	GA	17	Sum of local and national long distance calls	1000 minutes	A	2001 2002 2003	2004 Full inquiry: Sep/Oct	-
Telecommunication services	Volume indicators	Local calls	GA	18	Local calls in fixed networks in minutes.	1000 minutes	A	2001 2002 2003	2004 Full inquiry: Sep/Oct	-
Telecommunication services	Volume indicators	National long distance calls	GA	19	National long distance calls in fixed networks in minutes. The fixed national (trunk) traffic consists of effective (completed) national traffic exchanged with a station outside the local charging area of the calling station.	1000 minutes	A	2001 2002 2003	2004 Full inquiry: Sep/Oct	-
Telecommunication services	Volume indicators	Calls from fixed to mobile networks	GA	20	Calls from fixed to mobile networks in minutes	1000 minutes	A	2001 2002 2003	2004 Full inquiry: Sep/Oct	-
Telecommunication services	Volume indicators	Cellular mobile calls, total	GA	21	Sum of various types of calls specified below.	1000 minutes	A	2001 2002 2003	2004 Full inquiry: Sep/Oct	-
Telecommunication services	Volume indicators	Calls within mobile networks	GA	22	Cellular mobile calls within one operators networks.	1000 minutes	A	2001 2002 2003	2004 Full inquiry: Sep/Oct	-
Telecommunication services	Volume indicators	Calls from mobile to mobile networks	GA	23	Cellular mobile calls to another operators mobile networks.	1000 minutes	A	2001 2002 2003	2004 Full inquiry: Sep/Oct	-

4.2.6 Telecommunication (COINS)

Main statistical domain	Area reference in requirements	Indicator	EU-requirements / OECD recommendations	Number	Definition	Breakdown and coverage	Frequency	Reference period	Dates of delivery	EU data reference
Telecommunication services	Volume indicators	Calls from mobile to fixed networks	GA	24	Cellular mobile calls to fixed networks.	1000 minutes	A	2001 2002 2003	2004 Full inquiry: Sep/Oct	-
Telecommunication services	Volume indicators	Internet, minutes of connection	GA	25	Minutes of connection to Internet.	1000 minutes	A	2001 2002 2003	2004 Full inquiry: Sep/Oct	-
Telecommunication services	Short Message Services (SMS)	Short message service (number of text messages)	GA	26	Currently no definition in COINS questionnaire. A new definition will be included in this years full inquiry.	1000	A	2001 2002 2003	2004 Full inquiry: Sep/Oct	-
Telecommunication services	International calls	International calls, incoming calls (total, all of the world)	GA	27	International calls, outgoing calls (total, all of the world) in minutes of connection.	1000 minutes	A	2001 2002 2003	2004 Full inquiry: Sep/Oct	-
Telecommunication services	International calls	International calls, outgoing calls (total, all of the world)	GA	28	International calls, outgoing calls (total, all of the world) in minutes of connection.	1000 minutes	A	2001 2002 2003	2004 Full inquiry: Sep/Oct	-
Telecommunication services	Infrastructure, part I	Number of leased lines	GA	29	Leased lines (also known as private circuits) provide fixed unswitched communications link between two points.	Number	A	2001 2002 2003	2004 Full inquiry: Sep/Oct	-
Telecommunication services	Infrastructure, part I	Number of main telephone lines	GA	30	Number of telephone lines connecting the subscriber's terminal equipment to the public switched network and which has a dedicated port in the telephone exchange equipment. This term is synonymous with the term 'main station' or 'Direct Exchange Line' (DEL).	Number	SA	2001 2002 2003	2004 Rapid: July/Aug, Full inquiry: Sep/Oct	-
Telecommunication services	Infrastructure, part I	Subscriptions to cellular mobile telecommunication systems	GA	31	Subscriptions to public cellular mobile telecommunication systems cellular technology, including number of pre-paid cards active during the previous 90 days.	Number	SA	2001 2002 2003	2004 Rapid: July/Aug, Full inquiry: Sep/Oct	-
Telecommunication services	Infrastructure, part I	Integrated services digital network (ISDN) subscriptions (Note: not channels)	GA	32	Number of subscriptions to the Integrated Services Digital Network not specifying whether basic or primary rate interface service: not number of channels	Number	A	2001 2002 2003	2004 Full inquiry: Sep/Oct	-
Telecommunication services	Infrastructure, part I	DSL subscriptions, capacity less than 2 Mbit/s	GA	33	Digital Subscriber Line subscriptions, Asymmetric (ADSL) or comparable	Number	A	2001 2002 2003	2004 Full inquiry: Sep/Oct	-

4.2.6 Telecommunication (COINS)

Main statistical domain	Area reference in requirements	Indicator	EU-requirements / OECD recommendations	Number	Definition	Breakdown and coverage	Frequency	Reference period	Dates of delivery	EU data reference
Telecommunication services	Infrastructure, part I	DSL subscriptions, capacity 2 Mbit/s or more	GA	34	Digital Subscriber Line subscriptions, Asymmetric (ADSL) or comparable	Number	A	2001 2002 2003	2004 Full inquiry: Sep/Oct	-
Telecommunication services	Infrastructure, part I	Subscriptions to cable networks enabling Internet use (cable modem)	GA	35	No definition in COINS questionnaire. <u>Danish definition (recommended)</u> : Number of cable modem subscriptions that provide internet access over a cable TV network or a communal aerial system.	Number	A	2001 2002 2003	2004 Full inquiry: Sep/Oct	-
Telecommunication services	Infrastructure, part I	Number of Internet subscriptions	GA	36	Number of all paid subscriptions and free subscriptions active during the previous 90 days to Internet.	Number	SA	2001 2002 2003	2004 Rapid: July/Aug, Full inquiry: Sep/Oct	-
Telecommunication services	Infrastructure, part I	Households' share of the main telephone lines	GA	37	Main lines for residential use (lines serving households, i.e. lines which are not used for business, government or other professional purposes or as public telephone stations) as a percentage of all main telephone lines.	Percent (%)	SA	2001 2002 2003	2004 Rapid: July/Aug, Full inquiry: Sep/Oct	-

4.2.7 Structural Statistics

Main statistical domain	Area reference in requirements	Indicator	EU requirements and OECD recommendations	Number	Definition	Breakdown and coverage	Frequency	Reference period	Dates of delivery	EU data reference
Enterprise structure	-	Number of enterprises	SBS	11 11 0	A count of the number of enterprises registered to the population concerned in the business register corrected for errors, in particular frame errors. Dormant units are excluded. This statistic should include all units active during at least a part of the reference period	Activity (NACE), i.e.: ICT sector, AUVIS sector, High-tech manufacturing Size class (no. of full-time equivalents)	A		t+18	
Enterprise structure	-	Total purchases of goods and services	SBS	13 11 0			A		t+18	
Enterprise structure	-	Number of persons employed	SBS	16 11 0	Total number of persons working in the observation unit (inclusive of working proprietors, partners working regularly in the unit and unpaid family workers), as well as persons who work outside the unit who belong to it and are paid by it (e.g. sales representatives, delivery personnel, repair and maintenance teams). It includes persons absent for a short period (e.g. sick leave, paid leave or special leave), and also those on strike, but not those absent for an indefinite period. It also includes part-time workers who are regarded as such under the laws of the country concerned and who are on the pay-roll, as well as seasonal workers, apprentices and home workers on the pay-roll.	Activity (NACE), i.e.: ICT sector, AUVIS sector, High-tech manufacturing Size class (no. of full-time employees)	A		t+18	
Enterprise structure	-	Number of employees	SBS	16 13 0	Defined as those persons who work for an employer and who have a contract of employment and receive compensation in the form of wages, salaries, fees, gratuities, piecework pay or remuneration in kind.	Activity (NACE), i.e.: ICT sector, AUVIS sector, High-tech manufacturing Size class (no. of full-time employees)	A		t+18	

4.2.7 Structural Statistics

Main statistical domain	Area reference in requirements	Indicator	EU requirements and OECD recommendations	Number	Definition	Breakdown and coverage	Frequency	Reference period	Dates of delivery	EU data reference
Enterprise structure	-	Turnover	SBS	12 11 0	Turnover comprises the totals invoices by the observation unit during the reference period, and this corresponds to market sales of goods or services supplied to third parties. Turnover includes all duties and taxes on the goods or services invoices by the unit with the exception of the VAT invoices by the unit vis-à-vis its customer and other similar deductible taxes directly linked to turnover.	Activity (NACE), i.e.: ICT sector, AUVIS sector, High-tech manufacturing Size class (no. of full-time employees)	A		t+18	-
Enterprise structure	-	Wages and salaries	SBS	13 32 0	Wages and salaries are defined as "the total remuneration, in cash or in kind, payable to all persons counted on the payroll (including homeworkers), in return for work done during the accountion period." regardless of whether it is paid on the basis of working time, output or piecework and whether it is paid regularly or not.	Activity (NACE), i.e. ICT sector, AUVIS sector, High-tech manufacturing Size class (no. of full-time equivalents)	A		t+18	
Enterprise structure	-	Gross value added (value added at basic prices) OPTIONAL	SBS	12 14 0	Gross value added (value added at basic prises) is calculated from the production value plus subsidies on products less the purchases of goods and services (other than those purchased for resale in the same condition) plus or minus the change in stock of raw materials and consumables less other taxes on products which are linked to turnover but not deductible. It represents the value added by the various factor inputs in the operating activities of the unit concerned.	Activity (NACE), i.e.: ICT sector, AUVIS sector, High-tech manufacturing Size class (no. of full-time employees)	A		t+18	

4.2.7 Structural Statistics

Main statistical domain	Area reference in requirements	Indicator	EU requirements and OECD recommendations	Number	Definition	Breakdown and coverage	Frequency	Reference period	Dates of delivery	EU data reference
Enterprise structure	-	Employment by size class	SBS	16 11 0	Total number of persons working in the observation unit (cf. definition concerning 16 11 0 above)	Activity (NACE), i.e.: ICT sector, AUVIS sector, High-tech manufacturing	A		t+18	
ICT production structure	-	ICT goods (Production value)	SBS	12 12 0	The production value measures the amount actually produced by the unit, based on sales, including changes in stocks and the resale of goods and services.	Type of goods, cf. Definition of ICT goods, Annex 4	A		t+18	
ITC production structure		ITC goods (Production value)	PRODCOM	????	The production value measures by the sales of commodities (VAT and excises excluded)	Type of goods, cf. Definition of ICT goods, Annex 4	A			
ICT foreign trade structure	-	Foreign trade		-	The two main data items used here are imports and exports. Imports of goods measure the value of goods that enter the domestic territory of a country irrespective of their final destination. They are valued on a cost-including-freight basis. Exports of goods similarly measure the value of goods which leave the domestic territory of a country, irrespective of whether they have been processed in the domestic territory or not. They are valued on a free-on-board basis. Imports (and exports) of services reflect the value of services provided to residents of other countries (or received by residents of the domestic territory).	Type of goods, cf. Definition of ICT goods, Annex 4	A			

4.2.7 Structural Statistics

Main statistical domain	Area reference in requirements	Indicator	EU requirements and OECD recommendations	Number	Definition	Breakdown and coverage	Frequency	Reference period	Dates of delivery	EU data reference
R&D	-	Research and development	SBS	22 11 0	Research and experimental development comprise creative work undertaken on a systematic basis in order to increase the stock of knowledge to devise new applications. Intra-mural expenditures are all expenditures for R & D (Research & Development) performed within the unit, regardless of the source of funds.	Activity (NACE), i.e. ICT sector, High-tech manufacturing	A			
Employment structure	-	Employment by gender	GA	16 11 0	Total number of persons working in the observation unit (cf. definition concerning 16 11 0 above)	Activity (NACE), i.e. ICT sector, Gender	A			
Employment structure	-	Employment by age	GA	16 11 0	Total number of persons working in the observation unit (cf. definition concerning 16 11 0 above)	Activity (NACE), i.e. ICT sector, Age groups (i.e. < 25 years, 25-34, 35-44, 45-54, 55-64, 64(+) years)	A			
Employment structure	-	Employment by educational level	GA	16 11 0	Total number of persons working in the observation unit (cf. definition concerning 16 11 0 above)	Activity (NACE), i.e. ICT sector, Educational level (i.e. below upper secondary, upper secondary, non-university tertiary level, university level).	A			
National accounts		Percentage of output of ICT sector in Total output	GA		Percentage part of output of ICT sector in Total output	ICT sector	A			
National accounts		Percentage of value added of ICT sector in Total Value Added	GA		Percentage part of value added of ICT sector in Total Value Added	ICT sector	A			
Enterprise structure	-	Gross investment in tangible goods	SBS	15110						

4.2.8 Structural indicators

Main Statistical domain	Area reference in requirements	Indicator	EU requirements and OECD recommendations	Number	Definition	Breakdown and coverage	Frequency	Reference period	Dates of delivery	EU data reference
R&D and Innovation	Innovation and Research	Spending on human resources (public expenditure on education)	SI	-	GDP and PPS figures drawn from the Eurostat Reference database New Cronos Data on total public expenditure on education are expressed as a percentage of GDP.	Generally, the public sector funds education either by bearing directly the current and capital expenses of educational institutions (direct expenditure for educational institutions) or by supporting students/their families with scholarships and public loans, and by transferring public subsidies for educational activities to private firms or non-profit organisations (transfers to private households and firms). Both types of transactions together are reported as total public expenditure on education.	A			Data are collected through the joint UNESCO-OECD-EUROSTAT data collection (UOE) questionnaires on educational finance. The calculation process is done in Eurostat.
R&D and Innovation	Innovation and Research	GERD as a % of GDP	SI	-	Gross domestic expenditure on R&D (GERD) is composed of: Business enterprise expenditure in R&D (BERD), Higher Education expenditure in R&D (HERD), Government expenditure in R&D (GOVERD) and Private Non-profit expenditure in R&D (PNRD).		A			R&D data, cf. 4.2.5 R&D&Inn
R&D and Innovation	Innovation and Research	% of GERD financed by industry	SI	-	see GERD as a % of GDP		A			R&D data, cf. 4.2.5 R&D&Inn
R&D and Innovation	Innovation and Research	% of GERD financed by government	SI	-	see GERD as a % of GDP		A			R&D data, cf. 4.2.5 R&D&Inn
R&D and Innovation	Innovation and Research	% of GERD financed by abroad	SI	-	see GERD as a % of GDP		A			R&D data, cf. 4.2.5 R&D&Inn
ICT use in households	Innovation and Research	Internet access of households	SI	-	percent of households having Internet access at home		A			Community Survey on ICT Usage in Households and by Individuals

4.2.8 Structural indicators

Main Statistical domain	Area reference in requirements	Indicator	EU requirements and OECD recommendations	Number	Definition	Breakdown and coverage	Frequency	Reference period	Dates of delivery	EU data reference
ICT use by enterprises	Innovation and Research	Internet access of enterprises	SI	-	percent of enterprises having an Internet (web) access	> 9 employed persons, NACE: D, G, H, I, K	A			Community Survey on ICT Usage (E-commerce) of Enterprises
R&D and Innovation	Innovation and Research	Tertiary graduates in Science and technology	SI	-	Calculated per 1000 population aged 20 to 29 years. Tertiary education refers to ISCED levels 5-6 for new ISCED, i.e. ISCED97 (data from 1998 on) and to ISCED levels 5-7 for old ISCED, i.e. ISCED76 (data up to 1997)		A			Data are collected through the joint UNESCO-OECD-EUROSTAT data collection (UOE) questionnaires on graduates. The calculation process is done in Eurostat.
R&D and Innovation	Innovation and Research	Patents EPO	SI	-	Number of patents in million population.	Applications filed directly under the European Patent Convention or to applications filed under the Patent Cooperation Treaty and designating the EPO (Euro-PCT).	A	Patent applications are counted according to the year in which they were filed at the EPO		Data are extracted from the EPO
R&D and Innovation	Innovation and Research	Patents USPTO	SI	-	Number of patents granted (as opposed to applications, cf. Patents EPO) in million population.patents granted		A	Patents granted recorded by year of publication		Data is extracted from the USPTO's database

4.2.8 Structural indicators

Main Statistical domain	Area reference in requirements	Indicator	EU requirements and OECD recommendations	Number	Definition	Breakdown and coverage	Frequency	Reference period	Dates of delivery	EU data reference
Economic consequences	Innovation and Research	Venture capital - investments early stage	SI	-	private equity raised for investment in companies. Early stage=seed + start-up. Expressed in Euro		A			Data are provided by the European Private Equity and Venture Capital Association (EVCA), based on the European Private Equity Survey of all private equity and venture capital companies, conducted by Price Waterhouse Coopers

4.2.8 Structural indicators

Main Statistical domain	Area reference in requirements	Indicator	EU requirements and OECD recommendations	Number	Definition	Breakdown and coverage	Frequency	Reference period	Dates of delivery	EU data reference
Economic consequences	Innovation and Research	Venture capital investments - expansion and replacement	SI	-	Private equity raised for investment in companies. expansion and replacement capital. Expressed in Euro		A			Data are provided by the European Private Equity and Venture Capital Association (EVCA), based on the European Private Equity Survey of all private equity and venture capital companies, conducted by Price Waterhouse Coopers
Economic consequences	Innovation and Research	ICT expenditure	SI	-	Annual data on expenditure for ICT hardware, equipment, software and other services as a percentage of GDP and as an absolute value. Expressed in per cent of GDP	Breakdown by expenditure for telecommunications (telecommunication equipment and services) and IT expenditure (hardware, software and other services).	A			Values are provided by the European Information Technology Observatory (EITO). GDP data provided by Eurostat.
ICT use in enterprises	Innovation and Research	Percentage of enterprises' total turnover from e-commerce	SI	-	Share of turnover of revenues from sales through the Internet. Per cent	> 9 employed persons, NACE: D, G, H, I, K	A			Community Survey on ICT Usage (E-commerce) of Enterprises

4.2.8 Structural indicators

Main Statistical domain	Area reference in requirements	Indicator	EU requirements and OECD recommendations	Number	Definition	Breakdown and coverage	Frequency	Reference period	Dates of delivery	EU data reference
ICT use in enterprises	Innovation and Research	Percentage of enterprises' total turnover from e-commerce			Share of turnover of revenues from sales through networks other than the Internet (e.g. EDI). Per cent	> 9 employed persons, NACE: D, G, H, I, K	A			Community Survey on ICT Usage (E-commerce) of Enterprises
Competences and skills	Innovation and Research	Youth education attainment level	SI	-	the percentage of young people aged 20-24 years having attained at least upper secondary education attainment level. education level ISCED 3-4 minimum (numerator). The denominator consist in the total population of the same age group, excluding no answers to the questions 'highest level of education or training attained'		A	- 1 to 3 single weeks in April-June for DE, IT, LU and IS, - 4 to 13 weeks in the first quarter in AT - 13 weeks that correspond to the season « Spring » in UK and IE - 13 weeks from April to June in the rest of the Countries.		The European Community Labour force survey (LFS)

Regulations and decisions

Title	Area
Decision No 2367/2002/EC of the European parliament and of the Council of 16 December 2002 on the Community statistical programme 2003 to 2007	Production of Community statistics
Council Regulation (EC, Euratom) No. 58/97 of 20 December 1996 concerning structural business statistics amended by Council Regulation 410/98, Commission Regulation no. 1614/2002 and European Parliament and Council Regulation no 2056/2002	Structural statistics
Council Resolution of 18 February 2003 on the implementation of the eEurope 2005 Action Plan	Information Society
Council and European Parliament Regulation No 808/2004 concerning Community statistics on the information society	Information Society
Draft Commission Regulation on the annual implementation of the enterprise and household surveys on the Information Society statistics	Information Society
Council Resolution No. 1608/2003/EC of 22 July 2003 on production and development of Community statistics on Science and Technology	R&D and Innovation
Commission Regulation (EC) No. 753/2004, of 22 April 2004 implementing Decision No 1608/2003/EC of the European Parliament and of the Council as regards statistics on science and technology	R&D and Innovation
Draft Commission Regulation (EC) No. xx/xxxx, of xx implementing Decision No 1608/2003/EC of the European parliament and of the Council as regards statistics on innovation	R&D and Innovation
Commission Regulation (EC) No. 29/2002 of 19 December 2001 amending Council Regulation (EEC) No. 3037/90 on the statistical classification of economic activities in the European Community	Classifications, activities (NACE)
Council of the European Communities, Regulation No 2658/87, of 23 July 1987, on the tariff and statistical nomenclature and on the Common Customs Tariff (Basic regulation)	Classifications, products (CN)
Commission Regulation (EC) No 204/2002 of 19 December 2001 amending Council Regulation (EEC) No 3696/93 on the statistical classification of products by activity (CPA) in the European Community	Classifications, products (CPA)
International Convention on the Harmonized Description and Coding System. Implementation date: 1 st January 2002	Classifications, products (HS)

Annex 1 Regulations and decisions

Council of the European Communities, Regulation (EEC) No 3924/91 of 19 December 1991 on the establishment of a Community survey of industrial production (Prodcom)

Classifications, products (Prodcom)

Commission Regulation (EC) No 2081/2003 of 27 November 2003 (GEONOM)

Classifications, geographical areas (GEONOM)

Regulation (EC) No 1059/2003 of the European Parliament and of the Council of 26 May 2003 on the establishment of a common classification of territorial units for statistics (NUTS)

Classifications, geographical areas (NUTS)

Manuals

Title	Author/publisher
The measurement of scientific and technological activities. Manual on the measurement of human resources devoted to S&T. "Canberra Manual"	OCDE/GD(95)77 Paris 1995
The measurement of scientific and technological activities. Proposed Standard Practice for Surveys on Research and Experimental Development. "Frascati Manual"	OECD 2002
The measurement of scientific and technological activities. Proposed guidelines for collecting and interpreting technological innovation data. "Oslo Manual"	OECD
Proposed standard method for Compiling and Interpreting Technology Balance of Payment Data "TBP Manual"	OECD 1990
Using Patent Data as Science and Technology Indicators "Patent Manual 1994"	OCDE/GD 1994
ICT Usage in the Public Sector - a Nordic model questionnaire	Nordic Council of Ministers, Copenhagen 2003
Methodological manuals on Information Society Statistics. A first draft planned to be presented to the WG meeting 22-23 September 2004.	Eurostat
COINS	Eurostat

Classifications and nomenclatures

Short name	Title and latest version	Author/publisher
CN	Combined Nomenclature (2004 version)	Commission of the European Communities (Statistical Office/Eurostat). Available on RAMON, Eurostat's classification server.
CPA	Statistical Classification of Products by Activity in the European Economic Community. (2002 version)	Commission of the European Communities (Statistical Office/Eurostat). Available on RAMON, Eurostat's classification server.
CPC	Central Product Classification (2002 version: CPC 1.1)	United Nations Statistics Division (UNSD). Available on RAMON, Eurostat's classification server.
Frascati	Frascati Manual Classifications of Research and Development (1993 version, 5 th edition. The manual is presently under revision)	Organisation for Economic Co-operation and Development (OECD). Available via RAMON, Eurostat's classification server.
GEONOM	Country Nomenclature for the External Trade Statistics of the Community and Statistics of Trade between Member States (2004 version)	Commission of the European Communities (Statistical Office/Eurostat). Available on RAMON, Eurostat's classification server.
HS	Harmonized Commodity Description and Coding System. (2002 version)	World Customs Organization. Available on RAMON, Eurostat's classification server.
ISCED	International Standard Classification of Education (1997 version)	United Nations Educational, Scientific and Cultural Organization (UNESCO), 1997
ISCO	International Standard Classification of Occupations (1988 version)	Commission of the European Communities (Statistical Office/Eurostat). Available on RAMON, Eurostat's classification server.
ISIC	International Standard Industrial Classification of All Economic Activities (2002 version, Rev. 3.1 (draft))	United Nations Statistics Division (UNSD). Available on RAMON, Eurostat's classification server.
ISO	International Standard Codes for the Representation of the Names of Countries. (Fourth Edition, ISO 3166)	International Organization for Standardization (ISO). Available on RAMON, Eurostat's classification server.
NABS	Nomenclature for the Analysis and Comparison of Scientific Programmes and	Commission of the European Communities (Statistical Office/Eurostat).

Annex 3 Classifications and nomenclatures

	Budgets (1992 version)	Available on RAMON, Eurostat's classification server.
NACE	Statistical Classification of Economic Activities in the European Community (2003 version, Rev. 1.1.)	Commission of the European Communities (Statistical Office/Eurostat). Available on RAMON, Eurostat's classification server.
NAICS	North American Industry Classification System (1997 version)	Statistics Canada (Canada); Instituto Nacional de Estadística, Geografía e Informática (INEGI) (Mexico); Office and Management and Budget, Executive Office of the President (USA). Available on RAMON, Eurostat's classification server.
NUTS	Nomenclature of Territorial Units for Statistics (2003 version)	Commission of the European Communities (Statistical Office/Eurostat). Available on RAMON, Eurostat's classification server.
PRODCOM	List of PRODUcts of the European COMMunity (2004 version)	Commission of the European Communities (Statistical Office/Eurostat). Available on RAMON, Eurostat's classification server.

Definition of the information and communication technology (ICT) sector

Basis: NACE, rev. 1. Level of definition: 4-digit

	NACE, rev. 1	Description
ICT manufacturing:	3001	Manufacture of office and accounting machinery
	3002	Manufacture of computing machinery
	3130	Manufacture of insulated wire and cable
	3210	Manufacture of electronic valves and tubes and other electronic components
	3220	Manufacture of television and radio transmitters and apparatus for in telephony and line telegraphy
	3230	Manufacture of television and radio receivers, sound or video recording or reproducing apparatus, and associated goods
	3320	Manufacture of instruments and appliances for measuring, checking, testing and navigating
	3330	Manufacture of industrial process control equipment
ICT wholesale:	5143	Wholesale of electrical household appliances and radio and television goods
	5164	Wholesale of office machinery and equipment
	5165	Wholesale of other machinery for use in industry, trade and navigation
Telecommunications:	6420	Telecommunications
ICT consultancy services:	7133	Renting of office machinery and equipment including computers
	7210	Hardware consultancy
	7220	Software consultancy and supply
	7230	Data processing
	7240	Data base activities
	7250	Maintenance and repair of office, accounting and computing machinery
	7260	Other computer related activities

Definition of the audiovisual sector

Basis: NACE, rev. 1. Level of definition: 3 and 4-digit

	NACE, rev. 1	Description
Motion picture and video activities:	9211	Motion picture and video production
	9212	Motion picture and video distribution
	9213	Motion picture projection
Radio and television activities:	922	Radio and television activities

Definition of the high-tech manufacturing industries
Basis: NACE, rev. 1.1 Level of definition: 2 and 3-digit

	NACE, rev. 1	Description
High-technology:	353	Aerospace
	244	Pharmaceuticals
	30	Computers, office machinery
	32	Electronics, communication
	33	Scientific instruments
Medium-high technology:	31	Electric machinery
	34	Motor vehicles
	24, excl. 24.4	Chemicals, excl. pharmaceuticals
	352, 354, 355	Other transport equipment
	29	Non/electrical machinery
Medium-low technology:	23	Coke, refined petroleum products and nuclear fuel
	25	Rubber and plastic products
	26	Non-metallic mineral products
	351	Shipbuilding
	27	Basic metals
	28	Fabricated metal products
Low-technology:	36-37	Other manufacturing and recycling
	20-22	Wood, pulp, paper products, printing and publishing
	15-16	Food, beverages and tobacco
	17-19	Textile and clothing

Common for OECD/Eurostat

Definition of knowledge-intensive services**Basis: NACE, rev. 1.1 Level of definition: 2-digit**

	NACE, rev. 1	Description
Knowledge-intensive high-tech services:	64	Post and telecommunications
	72	Computer and related activities
	73	Research and development
Knowledge-intensive market services (excluding financial inter-mediation and high-tech services):	61	Water transport
	62	Air transport
	70	Real estate activities
	71	Renting of machinery and equipment without operator, and of personal and household goods
	74	Other business activities
Knowledge-intensive financial services:	65	Financial intermediation, except insurance and pension funding
	66	Insurance and pension funding, except compulsory social security
	67	Activities auxiliary to financial intermediation
Other knowledge-intensive services:	80	Education
	85	Health and social work
	92	Recreational, cultural and sporting activities

Common for OECD/Eurostat

Definition of ICT products.**Basis: PRODCOM (98). Level of definition: 8-digit**

	Prodcum(98)	Description
Telecommunications equipment:	32201150	Radio/tv transmission apparatus without reception apparatus
	32201170	Radio transmission apparatus with reception apparatus
	32201290	Television cameras (incl. closed circuit TV cameras) (excl. camcorders)
	32202020	Telephone sets (incl. line telephone sets with cordless handsets, videophones) (excl. telephone answering machines not an integral part of the set)
	32202030	Teleprinters
	32202040	Telephonic or telegraphic switching apparatus (excl. relays and switching equipment such as selectors for automatic telephone exchangers)
	32202050	Telephonic/telegraphic apparatus for carrier-current line systems, n.e.c.
	32202060	Electrical telephonic and telegraphic apparatus, n.e.c.
	32202075	Facsimile machines
	32305220	Telescopic and whip-type aerials for portable apparatus or for apparatus for fitting in motor vehicles
	32305235	Outside aerials for radio or television reception via satellite (incl. rotor systems) (excl. aerial amplifiers and radio frequency oscillator units)
	32305239	Outside aerials for radio or television reception (incl. rotor systems) (excl. for reception via satellite, aerial amplifiers and radio frequency oscillator units)
	32305250	Inside aerials for radio or television reception (incl. built-in types) (excl. aerial amplifiers and radio frequency oscillator units)
	32305270	Other aerials and parts
	33202030	Radar apparatus
	33202050	Radio navigational aid apparatus (incl. radio beacons and radio buoys, receivers, radio compasses equipped with multiple aerials or with a directional frame aerial)
	33202070	Radio remote control apparatus (incl. for ships, pilotless aircraft, rockets, missiles, toys, and model ships or aircraft, for machines, for the detonation of mines)
	33204400	Instruments and apparatus, for telecommunications
	35304000	Spacecraft, satellites and launch vehicles
	Consumer electronics:	24651000
32301155		Radio receivers, portable, sound recording or reproducing apparatus
32301159		Radio receivers, portable, n.e.c.
32301175		Radio receivers, with sound recording or reproducing apparatus
32301177		Other radio receivers not combined with sound recording or reproducing apparatus but combined with a clock
32301179		Radio receivers, n.e.c.
32301270		Radio receivers motor vehicles with sound recording or reproducing apparatus
32301290		Radio receivers for motor vehicles, n.e.c.
32302020		Colour television projection equipment and videoprojectors
32302030		Colour televisions with a video recorder or player
32302045		Colour video monitors with cathode-ray tube
32302049		Flat panel video monitor, LCD or plasma, etc., without tuner (colour video monitors) (excl. with cathode-ray tube)
32302050		Colour television receivers with integral tube (excl. television projection equipment, apparatus with a video recorder or player, video monitors)

Annex 4 Delimitations related to the Information Society

32302060	Colour television receivers with other screens
32302075	Tuner blocks for CTV/VCR and cable TV receiver units (colour video tuners) (excl. those which isolate high-frequency television signals)
32302079	Satellite TV Receiver/Decoder (colour television receivers) (excl. with a screen, video tuners, video monitors, television projection equipment, with integral tube)
32302083	Black and white or other monochrome video monitors
32302085	Black and white or other monochrome television receivers (excl. video monitors)
32303135	Jukeboxes and the like (coin or disc-operated record-players)
32303139	Record-players and turntables (record decks) (excl. coin or disc-operated record-players)
32303150	Transcribing machines
32303175	Sound reproducing apparatus, cassette type, unable to record
32303179	Other sound reproducing apparatus
32303230	Dictating machines operated by an external source of power
32303250	Telephone answering machines with sound recording apparatus (excl. those forming an integral part of a telephone set)
32303275	Cassette recorders (cassette player/recorders) (incl. recording personal stereos) (excl. those combined with a radio or television receiver, dictating machines, etc.)
32303279	Other tape recorders (magnetic tape player/recorders) (excl. those combined with a radio or television receiver, dictating machines, telephone answering machines, cassette-type)
32303290	Sound recording apparatus (incl. digital disc audio recorders) (excl. dictating machines, telephone answering machines, magnetic tape player/recorders)
32303335	Electronic stills cameras and video camcorders (still image video cameras and other video camera recorders) (excl. closed circuit TV cameras)
32303339	Other video apparatus (+ video tuner) with tapes <= 1.3 cm, speed <= 50 mm/s
32303350	Other magnetic tape-types video apparatus (incl. or not video tuner)
32303370	Video recorders or player/recorders (incl. laser or digital video disc players/recorders) (excl. those combined with a television, for magnetic tape)
32304100	Microphones and their stands (excl. cordless microphones with a transmitter)
32304235	Single loudspeakers mounted in their enclosures (incl. frames or cabinets mainly designed for mounting loudspeakers)
32304237	Multiple loudspeakers mounted in the same enclosure (incl. frames or cabinets mainly designed for mounting loudspeakers)
32304239	Loudspeakers (incl. speaker drive units, frames or cabinets mainly designed for mounting loudspeakers) (excl. those mounted in their enclosures)
32304270	Headphones, earphones and combined microphone/speaker sets (excl. airmen's headgear with headphones, telephone sets, cordless microphones with a transmitter, hearing aids)
32304355	Telephonic and measurement amplifiers (excl. high or intermediate frequency amplifiers)
32304359	Audio-frequency electric amplifiers (incl. hi-fi amplifiers) (excl. high or intermediate frequency amplifiers, telephonic and measurement amplifiers)
32304370	Electric sound amplifier sets (incl. public address systems with microphone and speaker)
323044Z0	Portable receivers
32305130	Pick-up cartridges for discs or mechanically recorded sound films
Computers:	
30021100	Analogue or hybrid automatic data processing machines
30021200	Laptop PCs and palm-top organisers

Annex 4 Delimitations related to the Information Society

	30021300	Desk top PCs
	30021400	Digital data processing machines: presented in the form of systems
	30021500	Other digital automatic data processing machines whether or not containing in the same housing 1 or 2 of the following units: storage units, input/output units
	30021630	Printers and plotters
	30021650	Keyboards and scanners
	30021670	Input or output units whether or not containing storage units in the same housing (incl. mouses) (excl. printers, plotters, keyboards, scanners)
	30021730	Central storage units
	30021755	CD-ROM drives
	30021757	Hard and floppy disk drives
	30021770	Magnetic tape storage units
	30021790	Storage units (excl. central storage units, disk storage units and magnetic tape storage units)
	30021800	Other machines for processing data, n.e.c.
	30021900	Parts & access. of machines of HS 8471, incl. parts & access. equally suitable for use with ≥ 2 machines of HS 8469 to 8472 (excl. mouses & hard disk drives)
Electronic components:	31301200	Insulated coaxial cables and other coaxial electric conductors for data and control purposes whether or not fitted with connectors
	31301330	Electric conductors used for telecommunications whether or not fitted with connectors, for a voltage ≤ 80 V
	31301350	Other electric conductors for data & control purposes whether or not fitted with connectors, voltage ≤ 80 V
	31301370	Insulated electric conductors whether or not fitted with connectors, for a voltage > 80 V but ≤ 1
	31301500	Optical fibre cables made up of individually sheathed fibres whether or not assembled with electric conductors or fitted with connectors
	32101100	Fixed power capacitors with a power handling capacity of > 0.5 kVAR
	32101230	Fixed tantalum capacitors
	32101250	Fixed aluminium capacitors
	32101273	Fixed single layer ceramic capacitors
	32101275	Fixed multilayer ceramic capacitors
	32101277	Fixed metallised paper or plastic capacitors
	32101279	Other fixed capacitors (excl. tantalum, aluminium, single or multilayer ceramic, metallised paper or plastic)
	32101300	Variable capacitors (incl. pre-sets)
	32102020	Fixed carbon or metal film resistors
	32102035	Other fixed resistors for a power handling capacity ≤ 20 W (excl. heating resistors, light dependent resistors)
	32102037	Other fixed electrical resistors for a power handling capacity > 20 W (excl. heating resistors, light dependent resistors)
	32102055	Wirewound variable resistors for a power handling capacity ≤ 20 W
	32102057	Wirewound variable resistors for a power handling capacity > 20 W
	32102070	Non wirewound variable resistors (incl. rheostats, potentiometers and trimmers)
	32103050	Bare multilayer printed circuit boards
	32103070	Bare printed circuit boards other than multilayer
	32103090	Passive networks (incl. networks of resistors and/or capacitors) (excl. resistor chip arrays, capacitor chip arrays, boards containing active components, hybrids)
	32104135	Colour TV tubes
	32104137	Black and white, monochrome TV tubes
	32104139	Monitor tubes (with a phosphor dot screen pitch < 0.4 mm)
	32104150	Television camera tubes, image converters and intensifiers and other photo-cathode tubes

Annex 4 Delimitations related to the Information Society

32104200	Magnetrons, klystrons, microwave tubes, valves and tubes
32105120	Semiconductor diodes
32105130	Semiconductor power rectifier diodes
32105155	Semiconductor small signal transistors with a dissipation rate < 1 W
32105157	Semiconductor power transistors with a dissipation rate >= 1 W
32105170	Semiconductor thyristors, diacs and triacs
32105235	Semiconductor light emitting diodes (LEDs)
32105237	Photosensitive semiconductor devices; solar cells, photo-diodes, photo-transistors, etc.
32105250	Semiconductor devices (excl. photosensitive semiconductor devices, photovoltaic cells, thyristors, diacs and triacs, transistors, diodes, and light-emitting diodes)
32105270	Mounted piezo-electric crystals (incl. quartz, oscillator and resonators)
32106015	Digital MOS integrated circuits (ICs): wafers not yet cut into chips
32106017	Digital MOS integrated circuits (ICs): chips
32106025	Digital MOS integrated circuits (ICs), DRAM (incl. modules) with a capacity <= 4 Mbits
32106027	Digital MOS integrated circuits (ICs), DRAM (incl. modules) with a capacity > 4 Mbits
32106033	Digital MOS integrated circuits (ICs), SRAM (incl. modules) with a capacity <= 256 Kbits
32106035	Digital MOS integrated circuits (ICs), SRAM (incl. modules) with a capacity > 256 Kbits but <= 1 Mbit
32106037	Digital MOS integrated circuits (ICs), SRAM (incl. modules) with a capacity > 1 Mbit
32106053	MOS UV erasable, programmable, read only memories: EPROMs: storage cap. <= 1 Mbit
32106055	MOS UV erasable, programmable, read only memories: EPROMs: 1 Mbit < storage cap. <= 4 Mbit
32106057	MOS UV erasable, programmable, read only memories: EPROMs: storage cap. > 4 Mbit
32106065	Digital MOS integrated circuits (ICs) EEPROMS and flash EEPROMS
32106069	Digital MOS integrated circuits (ICs) memories (incl. ROM, FIFO, LIFO (excl. circuits consisting solely of passive elements, DRAMS, SRAMS, Cache-RAMS, [E]EPROMS)
32106070	Digital MOS integrated circuits (ICs), (CPUs and MPUs)
32106093	Other digital MOS integrated circuits (ICs) (incl. MPR, MCU, ASIC, standard logic, PLD and other logic)
32106095	Linear (analogue) integrated circuits (ICs)
32106097	Hybrid integrated circuits (excl. circuits consisting solely of passive elements)
32106099	Electronic microassemblies (excl. circuits consisting solely of passive elements, assemblies formed by mounting one or more discrete components on a support)

Office machinery:

30011100	Word-processors (incl. automatic typewriters)
30011320	Calculating machines
30011350	Cash registers
30011370	Postage-franking machines, ticket-issuing machines and similar machines incorporating a calculating device
30011430	Parts and accessories of the machines of HS 8469
30011450	Parts and accessories of the electronic calculating of HS 8470
30012150	Blueprint and diazocopiers (excl. ordinary photographic printing frames)
30012170	Electrostatic photocopiers
30012190	Photocopiers incorporating an optical system, thermocopiers and contact type photocopiers (excl. electrostatic photocopiers, blueprinters and diazocopiers)
30012400	Parts and accessories of the machines of HS 8472

Annex 4 Delimitations related to the Information Society

Instruments and equipment for detecting, measuring, checking and controlling physical phenomena or processes:	33201130	Direction finding compasses (incl. magnetic, gyroscopic, binnacle and position finding)
	33201155	Instruments and appliances for aeronautical or space navigation (excl. compasses)
	33201159	Instruments and appliances for navigation (incl. for marine or river navigation) (excl. for aeronautical or space navigation, compasses)
	33201215	Electronic surveying and hydrographic instruments and appliances (incl. rangefinders, levels, theodolites and tacheometers, photogrammetrical instruments and appliances) (excl. comp
	33201219	Other rangefinders, theodolites and tacheometers, levels, photogrammetrical applications
	33201235	Other electronic instruments for meteorological purposes
	33201239	Other electronic instruments, n.e.c.
	33201253	Instruments and appliances used in geodesy, topography, surveying...
	33201255	Other meteorological, hydrological and geophysical instruments and apparatus
	33201257	Other surveying, hydrographic... geophysical instruments and appliances
	33204100	Instruments and apparatus for measuring or detecting ionising radiations
	33204200	Cathode-ray oscilloscopes and cathode-ray oscillographs
	33204310	Multimeters
	33204330	Instruments and apparatus, for measuring or checking voltage... : electronic
	33204355	Voltmeters
	33204359	Non-electronic instruments and apparatus, for measuring or checking voltage, current, resistance or power, without a recording device (excl. multimeters, voltmeters)
	33204520	Instruments and apparatus for measuring or checking semiconductor wafers or devices
	33204530	Instruments and apparatus, with a recording device, for measuring or checking electric gains (excl. gas, liquid or electricity supply or production meters)
	33204555	Electronic instruments and apparatus, WITHOUT a recording device, for measuring or checking electric gains (excl. gas, liquid or electricity supply or production meters)
	33204559	Non-electronic instruments and apparatus, without a recording device, for measuring or checking electrical gains (excl. multimeters, voltmeters)
	33205150	Barometers, not combined with other instruments (incl. barometric altimeters, sympiesometers)
	33205175	Electronic hydrometers, hygrometers and psychrometers
	33205179	Hydrometers, pyrometers, hygrometers and psychrometers : others
	33205271	Instruments... for measuring or checking pressure : electronic
	33205273	Non-electronic spiral or metal diaphragm type pressure gauges for measuring and non-automatically regulating tyre pressure
	33205275	Instruments for measuring or checking: spiral or metal diaphragm type pressure gauges, others
	33205279	Other instruments for measuring or checking pressure: others
	33205283	Other electronic instruments and apparatus
	33205289	Non-electronic instruments for measuring or checking variables of liquids or gases (incl. heat meters) (excl. for measuring or checking pressure or the flow or level of liquids)
	33205313	Electronic gas or smoke analysers
	33205319	Non-electronic gas or smoke analysers
	33205323	Chromatographs
	33205329	Electrophoresis instruments

Annex 4 Delimitations related to the Information Society

33205330	Spectrometers, spectrophotometers... using optical radiations
33205340	Exposure meters
33205350	Instruments and apparatus using optical radiations, n.e.c.
33205381	Electronic pH and rH meters and other apparatus for measuring conductivity
33205383	Other electronic instruments and apparatus
33205385	Viscometers, porosimeters and expansion meters
33205389	Other instruments and apparatus for physical and chemical analysis
33206100	Microscopes and diffraction apparatus (excl. optical microscopes)
33206210	Electronic machines and appliances for testing the mechanical properties of metals (excl. metallographic machines or appliances, instruments for detecting defects)
33206233	Non-electronic universal and tensile testing machines and appliances for metals
33206235	Non-electronic hardness testing machines and appliances for metals
33206239	Other machines and appliances for testing metals
33206255	Electronic machines and appliances for testing the properties of materials (excl. for metals)
33206259	Other machines and appliances for testing materials (excl. metals)
33206330	Gas supply or production meters (incl. calibrated)
33206350	Liquid supply or production meters (incl. calibrated) (excl. pumps)
33206370	Electricity supply or production meters (incl. calibrated) (excl. voltmeters, ammeters, wattmeters and the like)
33206430	Revolution counters, production counters, taximeters, mileometers
33206453	Vehicle speed indicators
33206455	Tachometers
33206470	Stroboscopes (incl. photographic or cinematographic cameras permanently incorporated in stroboscopes)
33206510	Machines for balancing mechanical parts
33206520	Test benches
33206530	Profile projectors
33206540	Optical instruments and appliances for measuring or checking, n.e.c.
33206550	Electronic instruments, appliances and machines for measuring or checking geometrical quantities (incl. comparators, coordinate measuring machines (CMMs))
33206570	Other electronic instruments, appliances,... for measuring or checking
33206583	Other instruments, appliances,... for measuring or checking geometrical quantities
33206589	Other instruments, appliances and machines for measuring or checking
33207015	Electronic thermostats
33207019	Non-electronic thermostats
33207030	Manostats
33207050	Hydraulic or pneumatic automatic regulating or controlling instruments and apparatus
33207090	Instruments and apparatus, regulating or controlling, n.e.c.
33208190	Parts and accessories, nes, for machines, appliances, etc, of HS 90
33402115	Image conductor cables
33402119	Optical fibres, optical fibre bundles and cables (excl. image conductor cables, optical fibre cables made up of individually sheathed fibres)
33402153	Prisms, mirrors and other optical elements, n.e.c.
33402155	Mounted lenses, prisms, mirrors, etc, of any material, n.e.c.
33402310	Telescopic sights for fitting to arms; periscopes; telescopes...
33402330	Lasers (excl. laser diodes, machines and appliances incorporating lasers)
33402355	Liquid crystal devices (incl. active matrix liquid crystal devices)

Annex 4 Delimitations related to the Information Society

33402359	Optical devices, appliances and instruments, nes : others
33403250	Cameras of a kind used for recording documents on microfilm, microfiche or other microforms
33403270	Cameras for underwater use, for aerial survey or for medical or surgical examination of internal organs, comparison cameras for forensic or criminological purposes
33403390	Photographic apparatus (excl. still image video camera's)
33403430	Cinematographic cameras for film of a width < 16 mm or for double 8 mm film
33403450	Cinematographic cameras (excl. for film of a width < 16 mm wide or for double 8 mm film)
33403530	Cinematographic projectors

Definition of ICT products (corresponding to the list: "ICT products - Prodcod (98)")
Basis: HS. Level of definition: 6-digit

	HS
Telecommunications equipment	851711
	851719
	851721
	851722
	851730
	851750
	851780
	851790
	852510
	852520
	852530
	852610
	852691
	852692
	852910
	852990
	880260
	880390
	903040
Consumer electronics	851810
	851821
	851822
	851829
	851830
	851840
	851850
	851890
	851910
	851921
	851929
	851931
	851939
	851940
	851992
	851993
	851999
	852010
	852020
	852032
	852033
	852039
	852090
	852110
	852190
	852210
	852290

852311
852312
852313
852320
852390
852540
852712
852713
852719
852721
852729
852731
852732
852739
852790
852812
852813
852821
852822
852830

Computers

847110
847130
847141
847149
847150
847160
847170
847180
847190
847330
847350

Electronic components

852460
853210
853221
853222
853223
853224
853225
853229
853230
853290
853310
853321
853329
853331
853339
853340
853390
853400

Annex 4 Delimitations related to the Information Society

854011
854012
854020
854040
854050
854060
854071
854072
854079
854081
854089
854091
854099
854110
854121
854129
854130
854140
854150
854160
854190
854212
854213
854214
854219
854230
854240
854250
854290
854420
854441
854449
854451
854459
854470

Office machinery

846911
846912
847010
847021
847029
847040
847050
847090
847310
847321
847340
900911
900912
900921
900922
900930

	900990
Instruments and equipment for detecting, measuring, checking and controlling physical phenomena or processes	900110
	900190
	900290
	900620
	900630
	900659
	900711
	900719
	900720
	900791
	900792
	901210
	901290
	901310
	901320
	901380
	901390
	901410
	901420
	901480
	901490
	901510
	901520
	901530
	901540
	901580
	901590
	901790
	902410
	902480
	902490
	902580
	902590
	902620
	902680
	902690
	902710
	902720
	902730
	902740
	902750
	902780
	902790
	902810
	902820
	902830
	902890
	902910

Annex 4 Delimitations related to the Information Society

902920
902990
903010
903020
903031
903039
903082
903083
903089
903090
903110
903120
903130
903141
903149
903180
903190
903210
903220
903281
903289
903290
903300

Definition of ICT products.**Basis: HS. Level of definition: 6-digit**

	HS 2002	HS 1996	Description
Telecommunications equipment:	851711	851711	Line telephone sets with cordless handsets
	851719	851719	Other telephone sets, video phones
	851721	851721	Facsimile machines
	851722	851722	Teleprinters
	851730	851730	Telephonic or telegraphic switching apparatus
	851750	851750	Other apparatus, for carrier-current line systems or for digital line systems
	851780	851780	Other electrical apparatus for line telephony or line telegraphy
	851790	851790	Parts for other electrical apparatus for line telephony or line telegraphy
	852020	852020	Telephone answering machines
	852510	852510	Transmission apparatus for radio-telephony, radio-telegraphy, radio-broadcasting or television not incorporating reception apparatus
	852520	852520	Transmission apparatus for radio-telephony, radio-telegraphy, radio-broadcasting or television incorporating reception apparatus
	852530	852530	Television cameras
	852610	852610	Radar apparatus
	852790	852790	Reception apparatus for radio-telephony, radio-telegraphy or radio-broadcasting, whether or not combined, in the same housing, with sound recording or reproducing apparatus or a clock, n.e.s
	852910	852910	Aerials and aerial reflectors of all kinds; parts suitable for use therewith
	853110	853110	Burglar or fire alarms and similar apparatus (2)
	854420	854420	Co-axial cable and other co-axial electric conductors
	854470	854470	Optical fibre cables
	Computer and related equipment:	847110	847110
847130		847130	Portable digital automatic data processing machines, weighing not more than 10 kg, consisting of at least a central processing unit, a keyboard and a display
847141		847141	Digital automatic data processing machines comprising in the same housing at least a central processing unit and an input and output unit, whether or not combined
847149		847149	Other digital automatic data processing machines, presented in the form of systems
847150		847150	Digital processing units other than those of subheadings 8471.41 and 8471.49, whether or not containing in the same housing one or two of the following types of unit : storage units, input units, output units
847160		847160	Automatic data processing machines, input or output units, whether or not containing storage units in the same housing
847170		847170	Automatic data processing machines, storage units
847180		847180	Other units of automatic data processing machines
847190	847190	Magnetic or optical readers, machines for transcribing data onto data media in coded form and machines for processing such data, not elsewhere specified or included	

Annex 4 Delimitations related to the Information Society

	847330	847330	Parts and accessories of the machines of heading No. 84.71
Electronic components:	850431	850431	Electrical transformers having a power handling capacity not exceeding 1 kVA (2)
	850450	850450	Inductors (2)
	850490	850490	Parts of: electrical transformers, static converters (for example, rectifiers) and inductors (2)
	852330	852330	Cards incorporating a magnetic stripe, unrecorded (2)
	852460	852460	Cards incorporating a magnetic stripe, recorded (2)
	852990	852990	Parts suitable for use solely or principally with the apparatus of headings Nos. 85.25 to 85.28 except aeriels and aeriels reflectors
	853221	853221	Capacitors, fixed, tantalum having a reactive power handling capacity of less than 0.5 kvar
	853224	853224	Capacitors, fixed, ceramic dielectric, multilayer having a reactive power handling capacity of less than 0.5 kvar
	853230	853230	Variable or adjustable (pre-set) capacitors
	853310	853310	Fixed carbon resistors, composition or film types
	853321	853321	Electrical resistors, fixed, (including rheostats and potentiometers), other than heating resistors, for a power handling capacity \leq 20 W
	853329	853329	Electrical resistors, fixed, (including rheostats and potentiometers), other than heating resistors, n.e.s.
	853331	853331	Wirewound variable resistors, for a power handling capacity \leq 20 W
	853339	853339	Wirewound variable resistors, for a power handling capacity \leq 20 W
	853340	853340	Other variable resistors, including rheostats and potentiometers
	853390	853390	Parts for electrical resistors (including rheostats and potentiometers), other than heating resistors
	853400	853400	Printed circuits
	854011	854011	Cathode-ray television picture tubes, including video monitor tubes, colour
	854012	854012	Cathode-ray television picture tubes, including video monitor tubes, black and white or other monochrome
	854020	854020	Television camera tubes; image converters and intensifiers; other photo-cathode tubes
	854040	854040	Data/graphic display tubes, colour, with a phosphor dot screen pitch smaller than 0.4 mm
	854050	854050	Data/graphic display tubes, black and white or other monochrome
	854060	854060	Other cathode-ray tubes
	854071	854071	Microwave tubes, magnetrons, excluding grid-controlled tubes
	854072	854072	Microwave tubes - klystrons, excluding grid-controlled tubes
	854079	854079	Microwave tubes, other, excluding grid-controlled tubes
	854081	854081	Receiver or amplifier valves and tubes
	854089	854089	Valve and tubes, n.e.s.
	854091	854091	Parts of cathode-ray tubes
	854099	854099	Parts of thermionic or photo-cathode, valve and tubes, other than cathode-ray tubes
	854110	854110	Diodes, other than photosensitive or light emitting diodes
	854121	854121	Transistors, other than photosensitive, dissipation rate $<$ 1 W
	854129	854129	Transistors, other than photosensitive transistors, n.e.s.
	854130	854130	Thyristors, diacs and triacs, other than photosensitive devices

Annex 4 Delimitations related to the Information Society

	854140	854140	Photosensitive semiconductor devices, including photovoltaic cells whether or not assembled in modules or made up into panels; light emitting diodes
	854150	854150	Other semiconductor devices
	854160	854160	Mounted piezo-electric crystals
	854190	854190	Parts for semiconductor devices
	854210	854212	Cards incorporating electronic integrated circuits ("smart" cards) (3)
		854213	
	854221	854214	Digital monolithic integrated circuits (3)
		854219	
	854229	854230	Other monolithic integrated circuits (3)
	854260	854240	Hybrid integrated circuits (3)
	854270	854250	Electronic microassemblies (3)
	854290	854290	Parts for electronic integrated circuits and microassemblies
Audio and video equipment:	851810	851810	Microphones and stands therefor
	851821	851821	Single loudspeakers, mounted in their enclosures
	851822	851822	Multiple loudspeakers, mounted in the same enclosure
	851829	851829	Other loudspeakers, n.e.s
	851830	851830	Headphones and earphones, whether or not combined with a microphone, and sets consisting of a microphone and one or more loudspeakers
	851840	851840	Audio-frequency electric amplifiers
	851850	851850	Electric sound amplifier sets
	851890	851890	Parts of microphones, loudspeakers, headphones, earphones, combined microphone/loudspeaker sets, audio-frequency electric amplifiers and electric sound amplifier sets
	851910	851910	Coin- or disc-operated record-players
	851921	851921	Record-players, without loudspeaker
	851929	851929	Record-players, n.e.s.
	851931	851931	Turntables with automatic record changing mechanism
	851939	851939	Turntables, n.e.s.
	851940	851940	Transcribing machines
	851992	851992	Pocket-size cassette-players
	851993	851993	Other sound reproducing apparatus, cassette-type
	851999	851999	Sound reproducing apparatus, not incorporating a sound recording device, n.e.s.
	852010	852010	Dictating machines not capable of operating without an external source of power
	852032	852032	Other magnetic tape recorders incorporating sound reproducing apparatus, Digital audio type
	852033	852033	Other magnetic tape recorders incorporating sound reproducing apparatus, cassette-type
	852039	852039	Other magnetic tape recorders incorporating sound reproducing apparatus
	852090	852090	Magnetic tape recorders and other sound recording apparatus, whether or not incorporating a sound reproducing device, n.e.s.
	852110	852110	Video recording or reproducing apparatus, whether or not incorporating a video tuner - magnetic tapetype
	852190	852190	Video recording or reproducing apparatus, whether or not incorporating a video tuner - other type
	852210	852210	Parts and accessories suitable for use solely or principally with the apparatus of headings Nos. 85.19 to 85.21 - pick-up cartridges

Annex 4 Delimitations related to the Information Society

	852290	852290	Parts and accessories suitable for use solely or principally with the apparatus of headings Nos. 85.19 to 85.21 - other
	852311	852311	Magnetic tapes, unrecorded, width <= 4 mm (1/6 in.) (2)
	852312	852312	Magnetic tapes, unrecorded, width > 4 mm (1/6 in.) but <= 6.5 mm (1/4 in.) (2)
	852313	852313	Magnetic tapes, unrecorded, width > 6.5 mm (1/4 in.) (2)
	852320	852320	Magnetic discs, unrecorded (2)
	852390	852390	Other prepared unrecorded media for sound recording or similar recording of other phenomena, other than products of Chapter 37
	852540	852540	Still image video cameras and other video camera recorders, digital cameras
	852712	852712	Pocket-size radio cassette-players capable of operating without an external source of power
	852713	852713	Radio-broadcast receivers, capable of operating without an external source of power, combined with than products of Chapter 37 sound recording or reproducing apparatus
	852719	852719	Other radio-broadcast receivers, capable of operating without an external source of power, not combined with sound recording or reproducing apparatus
	852721	852721	Radio-broadcast receivers with sound recording or reproducing apparatus, for motor vehicles, requiring external source of power
	852729	852729	Other radio-broadcast receivers for motor vehicles, not combined with sound recording or reproducing apparatus
	852731	852731	Other radio-broadcast receivers, including apparatus capable of receiving also radio-telephony or radiotelegraphy, combined with sound recording or reproducing apparatus
	852732	852732	Other radio-broadcast receivers, including apparatus capable of receiving also radio-telephony or radiotelegraphy, not combined with sound recording or reproducing apparatus but combined with a clock
	852739	852739	Other radio-broadcast receivers, including apparatus capable of receiving radio-telephony or radiotelegraphy, n.e.s.
	852812	852812	Reception apparatus for television, whether or not incorporating radio-broadcast receivers or sound or video recording or reproducing apparatus, colour
	852813	852813	Reception apparatus for television, whether or not incorporating radio-broadcast receivers or sound or video recording or reproducing apparatus, black and white or other monochrome
	852821	852821	Video monitors, colour
	852822	852822	Video monitors, black and white or other monochrome
	852830	852830	Video projectors
Other ICT goods:	846911	846911	Word-processing machines
	847010	847010	Electronic calculators capable of operation without an external source of electric power and pocket-size data recording, reproducing and displaying machines with calculating functions
	847021	847021	Other electronic calculating machines incorporating a printing device
	847029	847029	Other electronic calculating machines
	847040	847040	Accounting machines
	847050	847050	Cash registers
	847310	847310	Parts and accessories (other than covers, carrying cases and the like) suitable for use solely or principally with machines of heading No. 84.69
	847321	847321	Parts and accessories of the electronic calculating machines of subheading No. 8470.10, 8470.21 or 8470.29

Annex 4 Delimitations related to the Information Society

847350	847350	Parts and accessories equally suitable for use with machines of two or more of the headings Nos. 84.69 to 84.72
852691	852691	Radio navigational aid apparatus
852692	852692	Radio remote control apparatus
901041	901041	Apparatus for the projection or drawing of circuit patterns on sensitised semiconductor materials - direct principally with machines of heading No. 84.69 write-on-wafer apparatus
901042	901042	Apparatus for the projection or drawing of circuit patterns on sensitised semiconductor materials - step and repeat aligners
901049	901049	Apparatus for the projection or drawing of circuit patterns on sensitised semiconductor materials - other (2)
901410	901410	Direction finding compasses
901420	901420	Instruments and appliances for aeronautical or space navigation (other than compasses)
901480	901480	Other navigational instruments and appliances
901490	901490	Parts and accessories of direction finding compasses, other navigational instruments and appliances
901540	901540	Photogrammetrical surveying instruments and appliances
901580	901580	Other surveying instruments and appliances
901811	901811	Electro-cardiographs (2)
901812	901812	Ultrasonic scanning apparatus (2)
901813	901813	Magnetic resonance imaging apparatus (2)
901814	901814	Scintigraphic apparatus (2)
901819	901819	Other electro-diagnostic apparatus (including apparatus for functional exploratory examination or for checking physiological parameters)
902212	902212	Computed tomography apparatus (2)
902213	902213	Other apparatus based on the use of X-rays, for dental uses (2)
902214	902214	Other apparatus based on the use of X-rays, for medical, surgical or veterinary uses (2)
902219	902219	Other apparatus based on the use of X-rays, for other uses (2)
902410	902410	Machines and appliances for testing the hardness, strength, compressibility, elasticity or other mechanical properties of materials, metals
902480	902480	Other machines and appliances for testing the hardness, strength, compressibility, elasticity or other mechanical properties of materials
902490	902490	Parts and accessories for machines and appliances for testing the hardness, strength, compressibility, elasticity or other mechanical properties of materials
902620	902620	Instruments and apparatus for measuring or checking the pressure of liquids or gases, excluding instruments and apparatus of heading Nos. 9014, 9015, 9028 or 9032
902710	902710	Instruments and apparatus for physical or chemical analysis, gas or smoke analysis apparatus
902730	902730	Spectrometers, spectrophotometers and spectrographs using optical radiations (UV, visible, IR)
902740	902740	Instruments and apparatus for measuring or checking quantities of heat, sound or light, exposure meters
902750	902750	Other instruments and apparatus using optical radiations (UV, visible, IR)
902780	902780	Other instruments and apparatus for physical or chemical analysis
902810	902810	Gas meters
902820	902820	Liquid meters
902830	902830	Electricity meters

Annex 4 Delimitations related to the Information Society

902890	902890	Parts for gas, liquid or electricity supply or production meters, including calibrating meters therefor
902910	902910	Revolution counters, production counters, taximeters, mileometers, pedometers and the like
902920	902920	Speed indicators and tachometers; stroboscopes
902990	902990	Parts and accessories for revolution counters, production counters, taximeters, mileometers, pedometers and the like; speed indicators and tachometers, other than those of heading No. 90.14 or 90.15; stroboscopes
903010	903010	Instruments and apparatus for measuring or detecting ionising radiations
903020	903020	Cathode-ray oscilloscopes and cathode-ray oscillographs
903031	903031	Multimeters without a recording device
903039	903039	Other instruments and apparatus for measuring or checking voltage, current, etc. without a recording device
903040	903040	Other instruments and apparatus, specially designed for telecommunications (for example, cross-talk meters, gain measuring instruments, distortion factor meters, psophometers)
903082	903082	Other instruments for measuring or checking semiconductor wafers or devices
903083	903083	Other instruments for measuring or checking semiconductor wafers or devices with a recording device
903110	903110	Measuring or checking instruments, appliances and machines n.e.s, machines for balancing mechanical parts
903120	903120	Measuring or checking instruments, appliances and machines n.e.s, test benches
903130	903130	Measuring or checking instruments, appliances and machines n.e.s, profile projectors
903141	903141	Other optical instruments and appliances, for inspecting semiconductor wafers or devices or for inspecting photomasks or reticles used in manufacturing semiconductor devices
903180	903180	Other measuring or checking instruments, appliances and machines, n.e.s.
903190	903190	Parts and accessories for measuring or checking instruments, appliances and machines, n.e.s.
903210	903210	Thermostats
903220	903220	Manostats
903289	903289	Other automatic regulating or controlling instruments and apparatus, n.e.s.
903290	903290	Parts and accessories for automatic regulating or controlling instruments and apparatus

Definition of services types included in the Demand for services project (EU)**Basis: cannot be specified directly, but related to CPA.**

	Service type	Description
Breakdown applied for distribution of purchases	Transport, logistics and postal services	Transport by land, water, sea, air, storage, warehousing and other logistical support, postal and courier services and travel costs.
	ICT services	Consists of IT services and telecommunications. Where IT services consists of hardware and software consultancy, customized software, data processing and database services, maintenance and repair services, web hosting, other computer related services and other information services. (Packaged software and hardware purchases are excluded.)
	Marketing and sales-related services	Market research, advertising, direct marketing services incl. commissions to sales agents, exhibition, fairs and other marketing or sales services.
	Professional and business services	Legal services, incl. patent advice, accounting, book-keeping and auditing, tax consultancy, business management and consultancy, holding services.
	Human Resources related services	Training and educational services, staff recruitment, provision of temporary personnel, health and medical services.
	Financial and insurance services	Insurances and pension funding excl. compulsory social security, monetary intermediation, other financial intermediation services, financial market administration services, security broking and fund managing services, services auxiliary to insurance and pension funding, other services auxiliary to financial intermediation.
	Renting and operational leasing	Real estate and letting services, renting services of automobiles, other transport equipment and other machinery and equipment. (Financial leasing are excluded, incl. under Financial and insurance services).
	Research and development services	Research and experimental development.
	Architectural, engineering and related technical consultancy services	Engineering and related technical consultancy, technical testing, analysis and certification.
	Auxiliary services	Industrial cleaning, investigation and security services, secretarial and translation services, call centers, packaging and other office services, canteen and catering, repair and maintenance (excluding repair and maintenance of office-, accounting- and computing machinery incl. under ICT services, provision of temporary personnel included under Personnel related services), real estate agency services on a fee or contract basis.
	Royalties and license fees	Concessions and franchising, patents, industrial design, trademarks, copyright incl. film and music rights, excluding software. (Excl. legal and patent advice, incl. under Personnel related services).
	Other services n.e.c.	Consists of other services that are not included in any of the above mentioned services. Note that construction is not considered as a service.

Annex 4 Delimitations related to the Information Society

Breakdown applied for qualitative information on purchases of services, i.e. location of provider, expected future purchase etc.	Transport, logistics and postal services	Transport by land, water, sea, air, storage, warehousing and other logistical support, postal and courier services and travel costs.
	IT services	Consists of hardware and software consultancy, customized software, data processing and database services, maintenance and repair services, webhosting, other computer related services and other information services. (Packaged software and hardware purchases are excluded.)
	Market research	
	Advertising	
	Legal services	Legal services incl. patent advice
	Accounting and book-keeping	Accounting, book-keeping and tax consultancy (auditing is excluded).
	Business management, consultancy	Business management and consultancy, holding services.
	Human Resources related services	
	Financial services	Monetary intermediation, other financial intermediation services, financial market administration services, security broking and fund managing services, other services auxiliary to financial intermediation.
	Insurance services	Insurances and pension funding excl. compulsory social security, services auxiliary to insurance and pension funding.
	Renting and operational leasing	Real estate and letting services, renting services of automobiles, other transport equipment and other machinery and equipment. (Financial leasing are excluded, incl. under Financial and insurance services).
	Architectural, engineering and related technical consultancy	
	Industrial cleaning services	
	Investigation and security services	
Breakdown of purchases of services which are activated in the balance sheet.	ICT services	Customized software and balanced costs for ICT development. (Packaged software and hardware are excluded.)
	Tradable rights	Concessions and franchising, patents, industrial design, trade marks, copyright incl. film and music rights
	Balanced costs for research and development and similar investments	R&D and experimental development, engineering and related technical consultancy, technical testing, analysis and certification.

Balanced costs for marketing and sales-related services	Market research, advertising and other marketing or sales services
Other balanced costs related to services	

Definition of Knowledge-based services included in the Business services project (EU) on product statistics for knowledge-based services

Basis: CPA. Level of definition: not consistent and partly overlapping between activities included in the project.

	NACE	Description
Computer services	72	<p>Hardware consultancy services</p> <p>Software and other computer consultancy services:</p> <ul style="list-style-type: none"> - Development and sale of packaged software - Development and sale of customised software - Other software and computer consultancy services <p>Other computer related services:</p> <ul style="list-style-type: none"> - Computer facilities management and data processing services - Database services (including on-line information provision) - Systems maintenance services - Computer hardware servicing, repair and maintenance of computing machinery and equipment <p>Network and telecommunication services</p> <p>IT-related training</p> <p>Resale (wholesale and retail):</p> <ul style="list-style-type: none"> - Software (not own developed) - Hardware and equipment - Other resale <p>Business and management consultancy services</p>
Legal services	74.11	<p>Legal services:</p> <ul style="list-style-type: none"> - Legal advisory and representation services concerning criminal law - Legal advisory and representation services in judicial procedure concerning other fields of law - Legal advisory and representation services in statutory procedures of quasi-judicial tribunals, boards, etc. <p>Patent and copyright consultancy services</p> <p>Notarial services</p> <p>Auction services</p> <p>Other legal advisory and information services</p> <p>Business and management consultancy services</p> <p>Accounting, book-keeping and auditing services, tax consultancy services</p> <p>Computere services</p> <p>Training services</p>
Accounting & Business and management consultancy	74.12+74.14	<p>Accounting, book-keeping and auditing services, tax consultancy services:</p> <ul style="list-style-type: none"> - Auditing services - Accounting services except tax returns - Tax consultancy services, including tax returns <p>Business and management consultancy services:</p> <ul style="list-style-type: none"> - Business organisation consultancy services - Strategic consultancy services, including mergers and acquisitions - Financial management consulting services - Other business and management consultancy services

		Computer services Training services
Market research and public opinion polling	74.13	<p>Market research services:</p> <ul style="list-style-type: none"> - Qualitative surveys - Quantitative ad-hoc surveys - Quantitative continuous/regular surveys <p>Public opinion polling services Advertising services (all aspects) Business and management consultancy services Computer services Training services</p>
Architectural and engineering services	74.2	<p>Architectural services:</p> <ul style="list-style-type: none"> - Advisory and pre-design architectural services - Architectural design services for buildings and other structures - Other architectural services <p>Engineering design services including integrated engineering for turn-key projects:</p> <ul style="list-style-type: none"> - Engineering design services for the construction of foundations and building structures - Engineering design services for mechanical and electrical installations for buildings - Engineering design services for the construction of civil engineering works - Engineering design services for industrial process and production - Engineering design services n.e.c. <p>Urban planning services Project management services Other architectural and engineering services Construction Technical testing and analysis services Business and management consultancy services Computer services Training services</p>
Technical testing and analysis	74.3	<p>Technical testing and analysis services:</p> <ul style="list-style-type: none"> - Composition and purity testing and analysis services - Testing and analysis services of physical properties - Testing and analysis services of integrated mechanical and electrical systems services - Technical automobile inspection services - Other technical testing inspection and analysis services <p>Architectural services Engineering design services including integrated engineering services for turnkey projects Other architectural and engineering services Business and management consultancy services Computer services Training services</p>

Annex 4 Delimitations related to the Information Society

Advertising services	74.4	<p>Sale or leasing of advertising space or time Planning, creating and placement services of advertising: - Full service advertising - Direct marketing - Advertising design Other advertising related services Business and management consultancy services Computer services Training services</p> <p><u>Supplementing breakdown of advertising sale by media:</u> Newspapers, magazines and journals Advertising material distributed by post Radio Television Internet Outdoor and transport (airplanes, busses, taxis, posters etc.) Other media</p>
Labour recruitment and provision of personnel	74.5	<p>Placement services of personnel: - Executive search services - Placement services of office support personnel and other workers Supply services of personnel: - Office support personnel - Commercial/trade - Industrial/manufacturing - HORECA (hotels, restaurants etc.) - Medical - Education - Transport/Warehousing/Logistics - Other Business and management consultancy services Computer services Training services</p> <p><u>Supplementing breakdown of supply services of personnel by number of hours sold by category:</u> - Office support personnel - Commercial/trade - Industrial/manufacturing - HORECA (hotels, restaurants etc.) - Medical - Education - Transport/Warehousing/Logistics -Other</p>

Each survey questionnaire was presented by Eurostat at Business services meeting December 2003, c.f. reference of document:

Computer services: [Doc Eurostat/D3/Dec03/2.1](#)

Market research and public opinion polling: [Doc Eurostat/D3/Dec03/2.2](#)

Accounting & Business and management consultancy: [Doc Eurostat/D3/Dec03/2.3](#)

Architectural and engineering services: [Doc Eurostat/D3/Dec03/2.4](#)

Advertising services: [Doc Eurostat/D3/Dec03/2.5](#)

Legal services: [Doc Eurostat/D3/Dec03/2.6](#)

Technical testing and analysis: [Doc Eurostat/D3/Dec03/2.7](#)

Labour recruitment and provision of personnel: [Doc Eurostat/D3/Dec03/2.8](#)

Definition of ICT services

Basis: CPC. Level of definition: 5-digit

	ISIC	CPC	Description
ICT services	6420	84110	Carrier services
	6420	84121	Fixed telephony services – Access and use
	6420	84122	Fixed telephony services – Calling features
	6420	84131	Mobile telecommunications services – Access and use
	6420	84132	Mobile Telecommunications services – Calling features
	6420	84140	Private network services
	6420	84150	Data transmission services
	6420	84160	All other telecommunications services
	6420	84170	<i>Program distribution services</i>
	6420	84210	Internet backbone services
	6420	84220	Internet access services
	6420	84290	Other internet telecommunications services
	7123	73123	Leasing or rental services concerning office machinery and equipment (excl.computers) without operator
	7123	73124	Leasing or rental services concerning computers without operator
	7210	83141	Hardware consultancy and systems integration services
	7221	47520	Records, tapes and other recorded media for sound or other similarly recorded phenomena (except cinematographic film and cards with magnetic stripe); packaged computer software
	7221	73310	Licensing services for the right to use computer software
	7229	83142	Software consultancy services
	7229	83149	Other computer consultancy services
	7229	83160	Systems maintenance services
	7230	83150	Computer facilities management services
	7230	85960	Data processing services
	7240	83633	<i>Sale of internet advertising space (except on commission)</i>
	7240	84300	<i>On-line information provision services</i>
	7250	87130	Computer hardware servicing, repair and maintenance

Note: The categories in bold and italic (84170, 83633 and 84300) are those that OECD might wish to exclude.

Note: The proposal also includes amendmend of the UN Central product Classification (CPC) in order to develop a classification of ICT service commodities

Proposal by OECDs Directorate for Science, Technology and Industry on Working Party on Indicators for the Information Society 29-30 April 2004.

Original document: DSTI/ICCP/IIS(2004)2

Definition of Educational level

Basis: ISCED. Level of definition: 1-digit

	ISCED	Description
Below upper secondary education or no information:	0	Early childhood education
	1	Primary level of education
	2	Lower secondary level of education
	9	No information
Upper secondary education:	3	Upper secondary level of education
Non-university tertiary education:	5	Non-university level of education
University level education	6	University degree level of education
	7	University degree level of education

Definition of R&D personnel

Basis: ISCO-88. Level of definition: 2-, 3- and 4-digit (sub-major and minor groups)

	ISCO				Description
	major group	sub-major group	minor group	unit group	
Researchers		21			Physical, mathematical and engineering sciences professionals
			211		Physicists, chemists and related professionals
			212		Mathematicians, statisticians and related professionals
			212		Computing professionals
			214		Architects, engineers and related professionals
		22			Life science and health professionals
			221		Life science professionals
			222		Health professionals (except nursing)
		23			Teaching professionals
			231		College, university and higher education teaching professionals
		24			Other professionals
			241		Business professionals
			242		Legal professionals
			243		Archivists, librarians and related information professionals
			244		Social science and related professional
			1237	Research and development department managers	
Technicians and equivalent staff		31			Physical and engineering science associate professionals
			311		Physical and engineering science technicians
			312		Computer associate professionals
			313		Optical and electronic equipment operators
			314		Ship and aircraft controllers and technicians
			315		Safety and quality inspectors
		32			Life safety and quality inspectors science and health associate professionals
			321		Life science technicians and related associate professionals
			322		Modern health associate professionals (except nursing)
				3434	Statistical, mathematical and related associate professionals
Other supporting staff	4				Clerks
	6				Skilled agricultural and fishery workers
	8				Plant and machine operators and assemblers
			343		Administrative associate professionals (except 3434)
	1				Legislators, senior officials and managers n.e.c.

Source: Frascati manual, referring OECD

International working groups

Short name	Full name	Organisation
WPIIS	Working Party on Indicators of the Information Society	OECD
WG IIS	Working Group Indicators on Information Society	EU
COINS	Communication and Information Services	EU
WG R&D		EU
WG Business statistics		EU
NESTI	National Experts on Science and Technology	OECD
STISTF	Short-Term Indicators for Services Task Force	OECD
Voorburg Group	Voorburg Group on Service Statistics (main umbrella group for service methodological development)	UN

International databases

Short name		Publisher/- available on
ADB	Analytical DataBase (Economics Department).	OECD
AFA	The Activities of Foreign Affiliates database presents detailed data on the performance of foreign affiliates in the manufacturing industry of OECD countries (inward and outward investment). The data indicate the increasing importance of foreign affiliates in the economies of host countries, particularly in production, employment, value added, research and development, exports, wages and salaries. AFA contains 18 variables broken down by country of origin and by industrial sector (based on ISIC Rev. 3) for 18 OECD countries.	OECD
ANA	Annual National Accounts (Statistics Directorate).	OECD
COINS	Database on telecommunication statistics	Eurostat
Educational Attainment database	(Directorate for Education).	OECD
Education database	(Directorate for Education).	OECD
ICT	Work is under way to develop a database on ICT supply and ICT usage statistics. Statistics on employment, value added, production, wages and salaries, number of enterprises, R&D, imports and exports for the ICT sector are being collected following the OECD ICT sector definition.	OECD
MSTI	The Main Science and Technology Indicators database provides a selection of the most frequently used annual data on the scientific and technological performance of OECD member countries and eight non-member economies (Argentina, China, Israel, Romania, Russian Federation, Singapore, Slovenia, Chinese Taipei). The indicators, expressed in the form of ratios, percentages and growth rates, cover resources devoted to R&D, patent families, technology balance of payments and international trade in highly R&D-intensive industries.	OECD
New Cronos		Eurostat Data Shop
Patent database	This database contains patents filed at the largest national patent offices: the European Patent Office (EPO); the US Patent and Trademark Office (USPTO); the Japanese Patent Office (JPO) and other national or regional offices. Each patent is referenced by the patent numbers and dates (publication, application and priority); names and countries of residence of the applicants and of the inventors; and technological categories, using the national patent classifi-	OECD

Annex 6 International databases

cation as well as the International Patent Classification (IPC). The compiled indicators mainly refer to single patent counts in a selected patent office, as well as counts of “triadic” patent families (patents filed at the EPO, the USPTO and the JPO to protect a single invention).

R&D database	R&D expenditure and personnel from the 1960s.	OECD
STAN	<p>The database for Industrial Analysis includes annual measures of output, labour input, investment and international trade which allow users to construct a wide range of indicators focused on areas such as productivity growth, competitiveness and general structural change. The industry list provides sufficient details to enable users to highlight high-technology sectors and is compatible with those used in related OECD databases. STAN is primarily based on member countries’ annual National Accounts by activity tables and uses data from other sources, such as national industrial surveys/censuses, to estimate any missing detail. Since many of the data points in STAN are estimated, they do not represent the official member country submissions. The latest version of STAN is based on the International Standard Industrial Classification (ISIC) Rev. 3 and has been expanded to cover all activities (including services) and a wider range of variables. It has effectively been merged with the OECD’s International Sectoral Database (ISDB) which is no longer updated..</p> <p>In order to improve timeliness, it is updated on a “rolling” basis (<i>i.e.</i> new tables are posted as soon as they are ready) rather than published as an annual “snapshot”.</p>	<p>OECD/ STAN is available on line on Source OECD www.sourceoecd.org. Further details on STAN are available at www.oecd.org/sti/stan</p>
TBP database	presents information on the technology balance of payments. These databases serve, <i>inter alia</i> , as the raw material for the MSTI database.	OECD
Telecommunications	This database is produced in association with the biennial <i>Communications Outlook</i> . It provides time-series data covering all OECD countries, where available, for the period 1980-2002. It contains both telecommunication and economic indicators.	OECD
